

**FUNCTIONAL,
RELIABLE,
FUTURE-PROOF**

LIGHTING SOLUTIONS
FOR ENTIRE
BUILDINGS

LEDVANCE is licensee of product trademark OSRAM for lamps products in general lighting.





FULL SERVICE, FULL RANGE

LEDVANCE – THE PARTNER FOR YOUR LIGHTING PROJECTS

PROFESSIONAL LIGHTING FOR YOUR PREMISES

The lighting system in a commercial building has to meet high demands. It has to be energy-efficient, comply with standards and regulations, produce a high quality of light and be cost-effective when it comes to installation and maintenance. We help you reduce energy costs while improving the quality of light.

As experts in general lighting we offer individual advice and work with you to realize the optimal lighting solution for your entire building. The basis is our worldwide network in which we bring together the know-how and experience in countless industries and for a wide range of major customers. Our experts will support you in your lighting projects with advice tailored to your needs, a customized selection of products and excellent service. Everything from one single source.

Get in touch with us:
contact@ledvance.com
www.ledvance.com/lighting-solutions

FUTURE-PROOF LIGHTING TECHNOLOGY

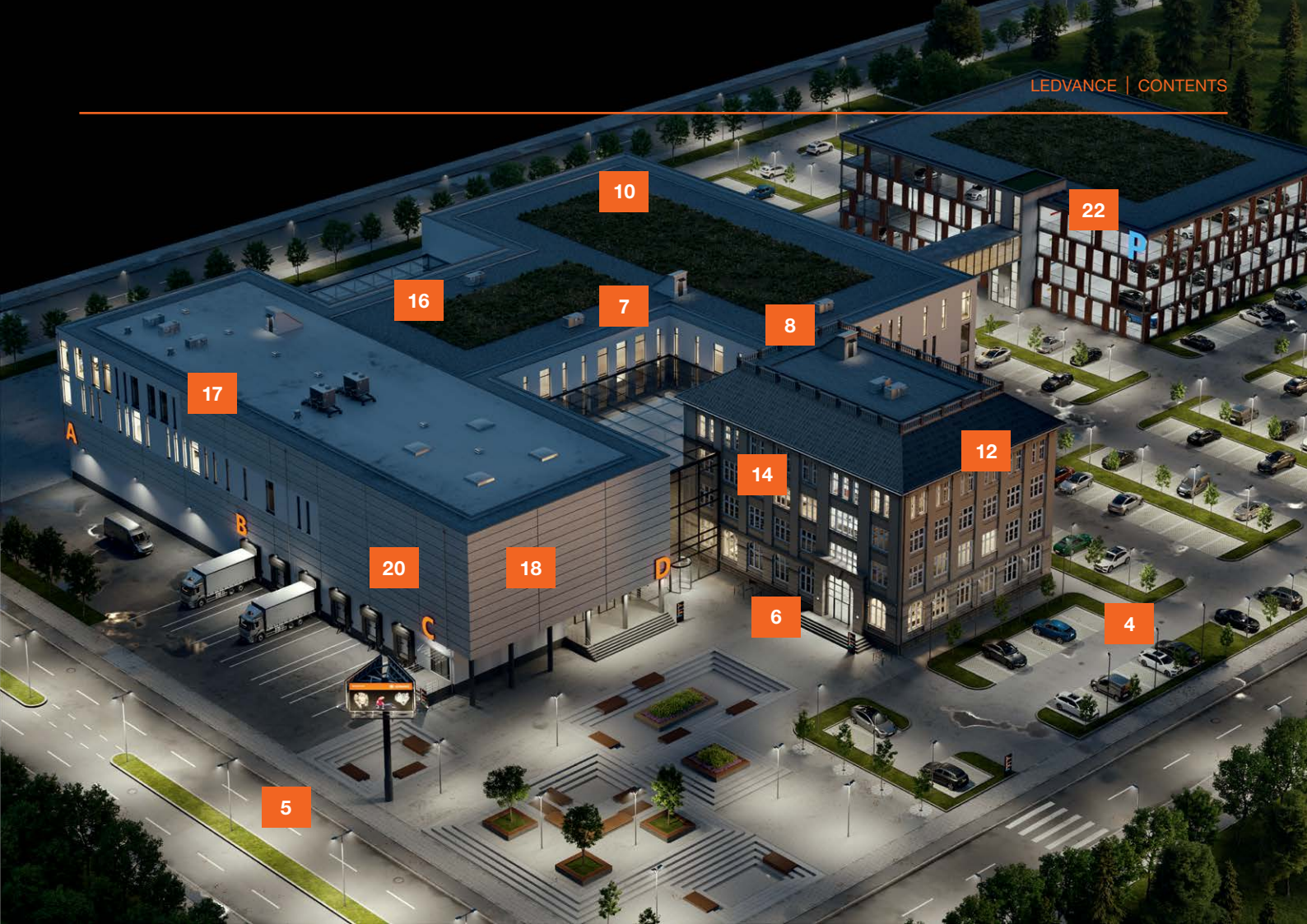
When it comes to planning the lighting for your building, we make sure that all the lighting technology is future-proof and also take into account national and European regulations.

CO₂ REDUCTION

The EU's goal is to significantly reduce CO₂ emissions on the European construction market by 2030. The economical LED and connected lighting solutions from LEDVANCE are an excellent match for these energy-saving targets.

THE NEW SINGLE LIGHTING REGULATION (SLR) AND ENERGY LABEL REGULATION (ELR)

Our products meet the current and known future legal requirements. So thanks to LEDVANCE's products, information and services you are always on the safe side.



Join us on a visual tour through an ideal-typical building on the following pages and find out what we can do for you.

TOP REFERENCES

You can find illustrative examples of complex projects that we have successfully implemented with our customers at:
www.ledvance.com/projects

OUTDOOR CAR PARK	4	WAREHOUSE	18
STREETS AND PATHS	5	LOADING AREA	20
RECEPTION	6	SPORTS FACILITY	21
RESTROOMS	7	INDOOR CAR PARK	22
CORRIDORS AND STAIRS	8	APPLICATION OVERVIEW	24
OPEN-PLAN OFFICE	10	PRODUCT RANGE	26
SINGLE OFFICE	12	LIGHTING CALCULATION	28
TRAINING ROOM	14	RENOVATION, SLR/ELR	30
SHOP	16	FULL RANGE	31
INDUSTRY	17		

OUTDOOR CAR PARK

COMPELLING COST/SAFETY RATIO



Cars and pedestrians often come dangerously close to each other in outdoor car parks, which are busy during rush hour and deserted at night. So accident prevention, protection against criminal activity and economic operation take center stage when it comes to lighting. High in efficiency, low in maintenance and flexible in its light distribution, modern LED technology plays to its strengths here.

FEATURES:

- Illuminance at least 20 lux in heavy traffic, 5 lux in light traffic
- Light management for user-oriented lighting control, more comfort, lower power consumption and less light pollution

STREETLIGHT FLEX SMALL RV25ST
4058075552302 EAN (GTIN)



2

As an efficient, modular system solution, the STREETLIGHT FLEX SMALL is ideally suited for street and representative area lighting. Its robust design and excellent component quality guarantee long-lasting performance and highly uniform light.

FLOODLIGHT PERFORMANCE ASYM 45 x 140
4058075353619 EAN (GTIN)



1

The bright, tough and durable FLOODLIGHT PERFORMANCE ASYM 45 x 140 illuminates car parks efficiently and evenly thanks to its asymmetrical light distribution. Compared to conventional discharge technology, the LED floodlight can save up to 45 % of energy.

FLOODLIGHT SENSOR 20 W
4058075460935 EAN (GTIN)




3

Compact and efficient LED floodlight including a flexible daylight and motion sensor. Sensor range, daylight detection and illumination time can be adjusted individually and therefore adapted to specific requirements. Ideal replacement for conventional halogen floodlights.

STREETS AND PATHS

EFFICIENT QUALITY OF LIGHT



Good street lighting has to combine different requirements. Modern luminaire concepts help improve the quality of light and therefore traffic safety, lower costs for energy and maintenance, and reduce unwanted light pollution, for example in living rooms or in the night sky.

FEATURES:

- Quality features to be taken into account include luminance, illuminance, uniformity and glare limitation as well as the illumination of surrounding areas
- Voltage surge protection 10 kV (L/N-GND)
- Color rendering (R_a) ≥ 0.65

OUR NEW STREETLIGHT FLEX

The new street lights combine robust design with outstanding quality for long-lasting performance. Thanks to tool-free opening of the housing and pushbutton terminals they are very easy to connect to the mains. At 0° tilt, no light is emitted to the sky (ULOR 0%). Further benefits are high uniformity, three light colors, automatic mains disconnection when opening the housing and last but not least a 5-year guarantee.

APPLICATIONS:

Outdoor use (IP66), class M and P streets according to EN 13201, car parks, public spaces and industry.

STREETLIGHT FLEX MEDIUM RV25ST

4058075552333 EAN (GTIN)



1

STREETLIGHT FLEX MEDIUM features wide-beam light distribution and a very long lifetime (L90/B10) of up to 100 000 hours (at 25 °C). Thanks to three light colors, it blends into a wide variety of environments. The luminaire is suitable for mounting either in side entry or post top configuration. Fitting to a wide range of applications.

FLOODLIGHT 50W

4058075421264 EAN (GTIN)



2

The bright and robust floodlight with symmetrical light distribution and a large rotating range. Suitable for many different outdoor and industrial applications. Its opal glass diffuser provides uniform, glare-free lighting, while its angled mounting bracket allows for easy installation.

RECEPTION

REPRESENTS AND POINTS THE WAY



The reception area is the first place that visitors see and therefore the building's business card. A combination of direct and indirect light creates representative and comfortable lighting which makes visitors feel welcome and helps them find their way.

FEATURES:

- Combination of functional and accent lighting for an inviting atmosphere
- Use of separate light points, for example for the reception desk, waiting areas and corridors, to divide the room
- At least 300 lux of average illuminance above the desk; at least 500 lux at screen workstations

PANEL DIRECT/INDIRECT
1200 UGR < 19
 4058075144620 EAN (GTIN)



2

By combining direct and indirect light, this luminaire creates ideal lighting conditions at reception, while highlighting the ceiling and providing orientation.

DOWNLIGHT UGR19
 4058075459137 EAN (GTIN)



1

With its excellent glare reduction and cut-off angles of up to 30°, this downlight produces a welcoming atmosphere. And thanks to the tool-free terminal, it is easy and quick to install.

LED STRIP SUPERIOR-800
 4058075237247 EAN (GTIN)



3

This LED strip accentuates architectural features, producing a stylish and high-quality ambience. Indirect lighting creates a modern setting.

→ For off-grid emergency lighting, selected products are available as emergency versions or can be upgraded to an emergency version using the EM Conversion Box. Get in touch. We're happy to help!

RESTROOMS

CLEAN AND FRIENDLY



The mixture of indirect diffuse and directional light creates a pleasant atmosphere in washrooms and toilets. Uniformly bright general lighting throughout all sanitary facilities conveys a feeling of hygiene and cleanliness. For restrooms that are not permanently used, motion detectors are recommended which only switch on the light when needed.

FEATURES:

- Uniform brightness in front of and inside the cubicles
- Downlights assigned to the individual cubicles to avoid shadows
- At least 200 lux
- IP44 protection for damp rooms
- Useful for cleaning: additional lights for increased brightness
- Use of motion sensors for energy-saving, demand-based lighting

DOWNLIGHT COMFORT

4058075104068 EAN (GTIN)



1

With its recessed light source and high-quality reflector, DOWNLIGHT COMFORT provides low-glare lighting. Using a slide switch, the light color can be adjusted to the respective need.

SPOT ROUND FIX DIM

4058075127104 EAN (GTIN)



2

With its good positioning and directional light, the SPOT ROUND FIX DIM provides a pleasant visual experience when looking in the mirror.

LED STRIP PERFORMANCE-600 PROTECTED

4058075236967 EAN (GTIN)



3

Thanks to IP66 protection, this LED strip is particularly suitable for illuminating washbasin surfaces and provides the finishing touch.

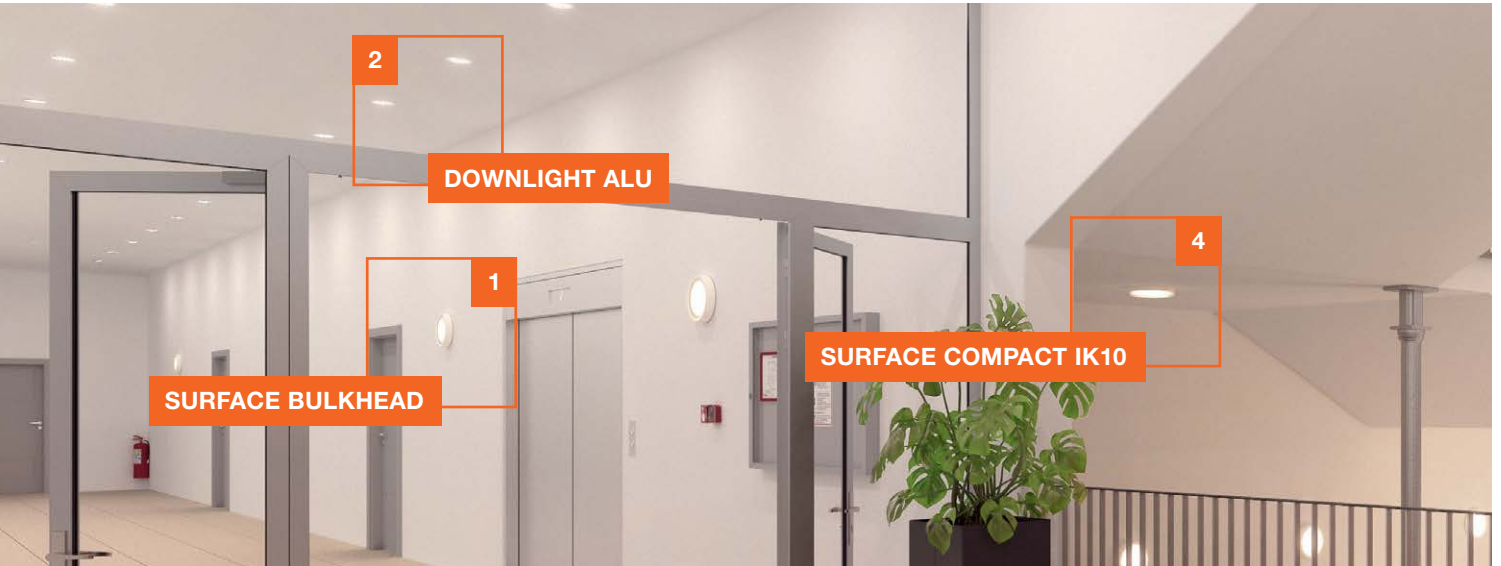
In combination with an OSRAM Vision motion sensor, the lights are controlled based on demand.
EAN (GTIN)
4008321957047

Products of OSRAM GmbH,
distributed by LEDVANCE

OSRAM

CORRIDORS

OPEN UP THE BUILDING




The purpose of corridors is to connect different parts of the building. As traffic zones they must first and foremost ensure safety and orientation. But corridors also represent the company and are part of the architecture, so should be illuminated appropriately.

FEATURES:

- Illuminance of at least 100 lux on average
- Motion detectors for demand-based, efficient lighting
- Brightened walls for a positive feeling of space without a tunnel effect
- Accent lighting visually shortens endless corridors
- Escape routes – installation of compliant emergency and safety lighting

SURFACE BULKHEAD 250 ON/OFF
4058075374843 EAN (GTIN)
SURFACE BULKHEAD RING
4058075399334 EAN (GTIN)



1

With its reduced design and extremely robust body, SURFACE BULKHEAD combines the aesthetics and functionality.

→ Do you need more information on our products? Our experts are happy to advise you. Get in touch with us:
contact@ledvance.com
www.ledvance.com/lighting-solutions

DOWNLIGHT ALU
4058075091436 EAN (GTIN)



2

DOWNLIGHT ALU in a timeless design is suitable for general lighting and offers comfortably uniform illumination.

LED STRIP PERFORMANCE-1000
4058075236004 EAN (GTIN)



3

Creating stylish and efficient accent lighting is very easy with LED STRIP PERFORMANCE CLASS.

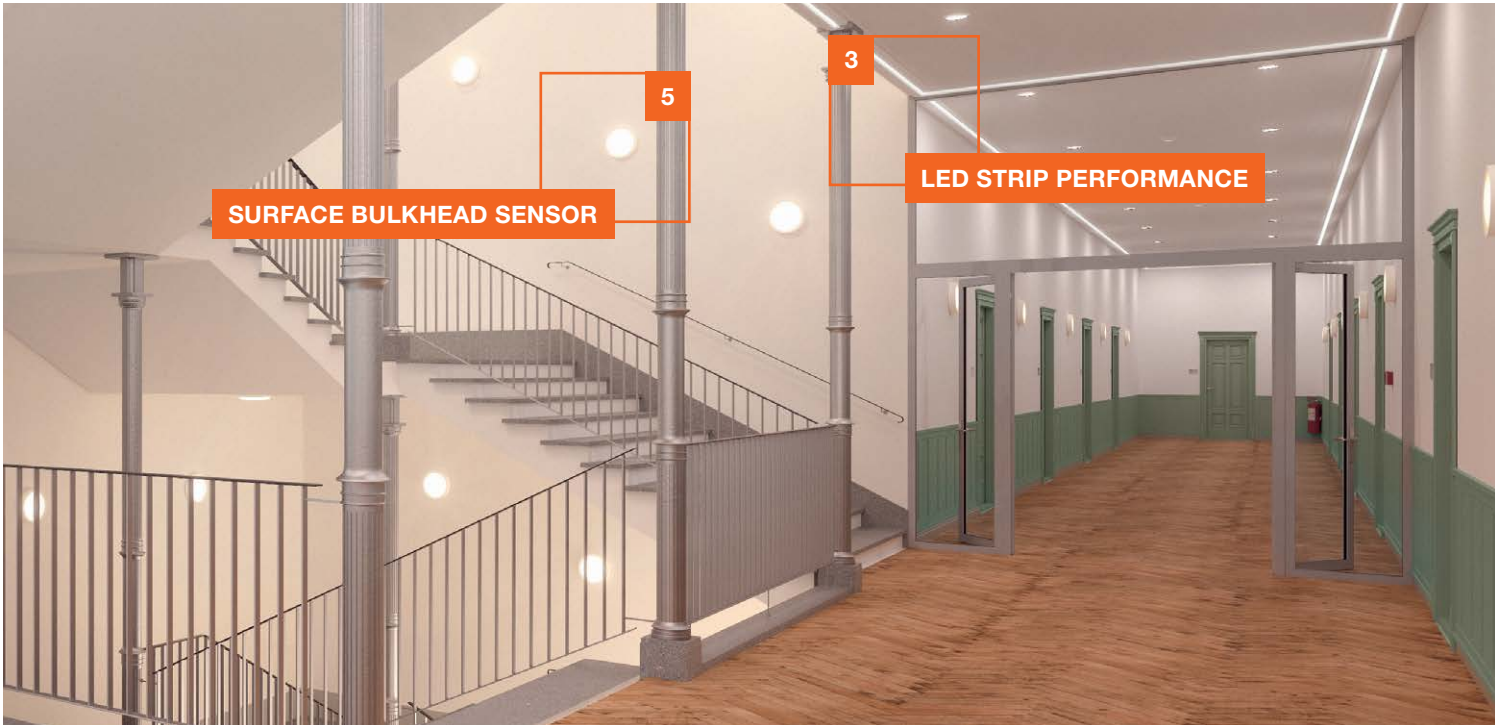
In combination with an OSRAM Vision motion sensor, the lights are controlled based on demand.
EAN (GTIN)
4008321957047

Products of OSRAM GmbH,
distributed by LEDVANCE



STAIRS

ACCENTUATE EVERY STEP



SURFACE BULKHEAD SENSOR

LED STRIP PERFORMANCE

To minimize the risk of stumbling on stairs, the individual steps have to be in clear contrast to each other. Wide-beam luminaires projecting light down from the top landing provide short, soft shadows, making each step easy to see.

FEATURES:

- Illuminance of at least 150 lux on average
- Wide-beam luminaires from the top
- No glare from wall luminaires when walking up and down
- Avoidance of focused, directional light (shadows) as well as diffuse light without shadows
- Possible additional installation of orientation lights on the walls or steps
- Escape routes – installation of compliant emergency and safety lighting

SURFACE BULKHEAD 300 SENSOR

4058075375246 EAN (GTIN)

SURFACE BULKHEAD RING

4058075399372 EAN (GTIN)



5

Thanks to its integrated HF motion and daylight sensor, the SURFACE BULKHEAD SENSOR illuminates stairs as and when you need it and uses the full potential for energy savings.

SURFACE COMPACT IK10

4058075062221 EAN (GTIN)



4

The extremely robust SURFACE COMPACT IK10 is mounted flush against the wall, protecting it against knocks when moving up and down the stairs. The ideal choice for narrow stairwells.

→

DOWNLIGHT ALU AND SURFACE BULKHEAD ARE ALSO AVAILABLE AS EMERGENCY LIGHTS:

- Emergency luminaires certified to EN 60598-2-22
- Integrated automatic test function for simple testing of emergency lighting operation
- Emergency lighting and battery status display through integrated status LED
- Emergency lighting operated on a long-life LiFePO4 battery (3 hours operating time)

1

PANEL PERFORMANCE UGR19 DALI

2

DOWNLIGHT UGR19 DALI

OPEN-PLAN OFFICE

PLENTY OF ROOM FOR PERFORMANCE AND ECONOMY

In open-plan offices, it's all about performance, creativity and efficiency. That's why the lighting needs to be not only ergonomic, comfortable and activating, but also economical and so flexible that, for example, the furniture can be moved around at any time. The combination of LED ceiling luminaires with a high luminous efficacy and the light management system VIVARES DALI from LEDVANCE blends with these tasks brilliantly.

FEATURES:

- Illuminance at least 500 lux on average with high uniformity (0.60)
- Low-glare luminaires (at least UGR < 19) for screen workstations
- Ideal solution: ceiling luminaires with a high luminous efficacy (lm/W) and microprismatic covers combined with DALI light management



VIVARES DALI LIGHT MANAGEMENT

The light management system VIVARES from LEDVANCE is future-proof thanks to its IoT connection and more comfortable and flexible than ever.

All VIVARES DALI products are DALI-2 certified, technically matched to perfection and compatible with other DALI-2 products.

Discover in our YouTube video how intuitively you can install and configure VIVARES DALI:
ledvance.com/dalivideos





PANEL PERFORMANCE 600 UGR < 19 DALI 4058075440470 EAN (GTIN)



1

For work demanding high concentration: The easy-to-install PANEL PERFORMANCE impresses with its uniform light and very low glare.

DOWNLIGHT UGR19 DALI 4058075459311 EAN (GTIN)



2

Its round light beam creates atmosphere with a play of light and shadow. Its good glare control provides high comfort. And with stepless dimming the light can be adapted to suit demand at any time.

LINEAR INDIVILED DIRECT DALI 4058075504004 EAN (GTIN)



3

The stylish luminaire in timeless SCALE design is a highlight in any office and can be used as a single or linked solution. Its low-flicker light creates a pleasant working environment.



To learn more about the technology and the VIVARES DALI range go to ledvance.com/VIVARES

ENERGY SAVINGS

Lighting technology	Net luminous flux	Number of luminaires	Luminaire wattage incl. losses	Connected load	Energy consumption per year	Energy savings vs old system
PL PFM 600 DALI 36W/4000K UGR19	4 320 lm	50	36 W	1 800 W	5 616 kWh	65%**
4 × 18 W/4 × 14 W FL	3 091 lm	69*	74 W	5 106 W	15 931 kWh	
DL UGR19 DN155 PFM 14W/840 DALI WT	1 600 lm	30	14 W	420 W	1 310 kWh	66%**
Conventional downlight TC-D 2 × 18 W	1 680 lm	30	41 W	1 230 W	3 838 kWh	
LN INDV D 1500 48W/4000K DALI	5 700 lm	1	48 W	48 W	150 kWh	53%**
Conventional 2 × 49 W FL: pendant luminaire T5 2 × 49 W	6 353 lm	1	103 W	103 W	321 kWh	

OPERATING DATA: Operation per year (days): 260 · Operation per day (hours): 12

The energy consumption refers to the LED lighting solution without LMS and does not take into account any lighting scenes or their dimming states.

* Because of the lower luminous flux of the T8 louver luminaires, the number of conventional luminaires was adjusted for reasons of direct comparison.

** Assumed savings through LMS in relation to the new system with LEDs: 46%; based on the following assumptions: Maintenance factor compensation 12.5% · Planning value (relating to 500 lx) 8% · Daylight control (general assumption) 30% · Motion detector (0.5h of passive time) 4.17%. The assumptions made for the LMS savings calculations are approximate and are based on practical experience from the lighting industry. Energy savings through LMS always need to be calculated based on the specific project.



SINGLE OFFICE

HCL MAKES WORK A PLEASURE

Whether you're on the phone, at your computer or just generally working at your desk, in a single office you're often doing several things in quick succession. At the same time, individual lighting needs and design preferences play a role. Good lighting combines visual comfort with visual performance and can be easily adapted to changing tasks.

FEATURES:

- Illuminance at least 500 lux on average with high uniformity (0.60)
- Low-glare luminaires (at least UGR < 19) for screen workstations
- HCL solution for optimizing workplace lighting. The award-winning ENEC-approved lighting control impresses with its simple, intuitive concept.


→ **HUMAN CENTRIC LIGHTING (HCL)**
LEDVANCE BIOLUX focuses on people. The HCL system simulates the natural course of daylight by adapting the color and intensity of the light, and supports human biorhythms and therefore well-being and performance.

You will find more information in our HCL flyer or at hcl.ledvance.com



BIOLUX HCL PANEL 600

4058075364547 EAN (GTIN)



1

The best conditions for concentrated work: The BIOLUX HCL PANEL adapts its light to the natural course of daylight, impresses with very low glare control (UGR < 19) and very high color rendering.

BIOLUX HCL DOWNLIGHT

4058075400733 EAN (GTIN)



2

The light beam of the BIOLUX HCL DOWNLIGHT produces clever accents through a mix of light and shadow. And in terms of light quality, it offers the same low glare level as the panel version with UGR < 19.

BIOLUX HCL CONTROL UNIT

4058075308657 EAN (GTIN)



3

The intuitive control unit allows the selection of five different lighting scenes. It wirelessly communicates with up to 20 BIOLUX HCL luminaires, is easy to install and offers automatic commissioning.

REFERENCE PROJECT



PROJECT: Offices of a world-leading management consultancy, Munich, Germany

APPLICATION: HCL lighting which can be adapted to changing work and consulting situations

TECHNOLOGY: Human centric lighting

LEDVANCE PRODUCTS: BIOLUX HCL CONTROL UNIT, BIOLUX HCL PANEL 600, BIOLUX HCL DOWNLIGHT

The powerful BIOLUX HCL-system from LEDVANCE with an intuitively operated control unit improves lighting quality and flexible use of the Munich offices of a leading global management consultancy. Five different lighting modes provide perfect conditions, for daily office work and for meetings and presentations as well. The new installed HCL lighting solution provides uniform brightness in the offices. In addition, the flexible BIOLUX HCL-system follows the daily routine of the management consultancy with various lighting scenarios from highest concentration to more relaxing light.



**PANEL PERFORMANCE
UGR19 ZIGBEE**

VIVARES ZB L/O SENSOR

TRAINING ROOM ADAPTABLE TO ANY SITUATION

Whether it's a workshop, lecture, presentation or panel discussion, in line with the flexible use of space, the lights have to adapt to different situations and provide both high lighting quality and aesthetic design.

FEATURES:

- Uniform, low-glare general lighting with individually adjustable illuminance
- Accent lighting for a comfortable and energizing atmosphere
- Combination of direct and indirect lighting
- VIVARES Zigbee light management for different lighting scenes




VIVARES ZIGBEE

The wireless VIVARES Zigbee light management system is ideal for modernizing existing buildings where rewiring is often not an option, or for flexible room situations where the requirements for assigning light points change more often. The VIVARES Zigbee controller reliably connects up to 200 Zigbee-capable devices which can be individually controlled.

The VIVARES Zigbee installation video shows you how easy it is to commission the system components:
ledvance.com/zigbeevideos





DOWNLIGHT UGR19 ZIGBEE

2

PANEL PERFORMANCE 600 UGR < 19 ZIGBEE

4058075522862 EAN (GTIN)



1

The easy-to-install PANEL PERFORMANCE produces planar and homogeneous light and very low glare which aids concentration.

DOWNLIGHT UGR19 ZIGBEE

4058075459892 EAN (GTIN)



2

Its extremely low glare ensures a high level of comfort and a pleasant atmosphere. Thanks to Zigbee technology, the lights can be adapted to suit demand at any time.

VIVARES ZB L/O SENSOR

4058075446182 EAN (GTIN)



3

The VIVARES Zigbee sensor controls the VIVARES Zigbee luminaires based on demand using daylight control and presence detection.



VIVARES ZIGBEE AND HUMAN CENTRIC LIGHTING (HCL)

VIVARES Zigbee can also be used as an HCL system. In combination with the LEDVANCE BIOLUX HCL luminaires, the VIVARES Zigbee controller dynamically adjusts the lighting to the natural changes in daylight.



Do you need more information on our products? Our experts are happy to advise you. Get in touch with us:
contact@ledvance.com
www.ledvance.com/lighting-solutions

PANEL ACCESSORIES – QUICK AND EASY TO INSTALL

Whether it's surface mounting, pendant mounting or installation in suspended ceilings, the LEDVANCE panel luminaires can be fitted in many different ways. Clever mounting systems, extensive accessories and complete installation kits make the job extremely easy for you.

You can find our accessories at:
ledvance.com/panel-accessories




Popular mounting options are possible using versatile accessories – suitable for Panel and Panel Value products



And why not watch our installation video on YouTube:
LEDVANCE PANEL & PANEL VALUE Accessories Mounting

SHOP

ATTRACTS, PRESENTS, SELLS



Light plays an emotional role in shops and showrooms. It draws the customer's attention to the merchandise, creates desire and stages brand identities. A combination of indirect room lighting and product-related accent lighting stimulates and promotes impulse buying. Bright/dark contrasts highlight the architecture and create an attractive overall impression.

FEATURES:

- Extremely good color rendering
- Light color matched to products
- High illuminance on merchandise attracts attention
- Brilliant accents thanks to narrow-beam spotlights
- Particularly adaptable: systems of track-mounted spotlights

LED STRIP SUPERIOR-1200 4058075236684 EAN (GTIN)



1

LED STRIP SUPERIOR CLASS creates with indirect cove lighting a perfect room setting.

SPOT MULTI 1 x 30 W 4058075113947 EAN (GTIN)



2

The solution for walls and shelves: the cardanic SPOT MULTI can be adjusted to suit individual needs.

TRACKLIGHT SPOT COMPACT 4058075335868 EAN (GTIN)



3

Cool look meets smart function: the TRACKLIGHT SPOT COMPACT in SCALE design displays goods to perfection and can be combined with almost all tracks.

INDUSTRY

COMBINES PRODUCTIVITY, SAFETY AND EFFICIENCY



Workplace illumination largely depends on the type of business and the activities involved. However, it is always important to combine high efficiency and robustness with a quality of light that meets demanding visual tasks and therefore not only increases the quality of work but also minimizes the risk of accidents.

FEATURES:

- Energy-saving LED technology for continuous operation
- Can be combined with VIVARES DALI light management including presence and daylight control
- Luminaires with increased shock resistance (IK08), dust-proof design and protection against water jets (IP65)

HIGH BAY GEN 3

4058075452466 EAN (GTIN)

HB ALU REFLECTOR

155W-210W

4058075507050 EAN (GTIN)



1

For bright, effective illumination of large halls: the HIGH BAY GEN 3 offers excellent luminous efficacy and energy efficiency as well as great anti-glare properties ($UGR \leq 22$) for optimal illumination.

DAMP PROOF SPECIAL GEN 2

4058075452176 EAN (GTIN)



2

Ideal for damp, dusty and oily environments: the efficient DAMP PROOF SPECIAL GEN 2 is extremely robust and completely sealed.



HIGH BAY DALI GEN 3

TRUSYS PERFORMANCE

WAREHOUSE

LOTS OF ROOM FOR EFFICIENCY

High ceilings, narrow aisles and hardly any daylight – typical high-bay warehouses need a lighting solution that is both powerful and efficient. Narrow-beam lighting systems with a high luminous flux and special optics illuminate the shelves uniformly. Durable, low-maintenance and efficient LED luminaires reduce operating costs.

FEATURES:

- For shelf fronts illuminance at least 200 lux on average
- For storage and packaging areas at least 300 lux on average

TOP REFERENCES:


You can find illustrative examples of lighting projects for warehouses we have carried out in the past at: www.ledvance.com/projects

Potential for energy savings by using VIVARES DALI

DALI PRO 2 IOT
4062172114189
EAN (GTIN)
OSRAM HIGH BAY SENSOR
4008321410078
EAN (GTIN)
DALI COUPLER LS HIGHBAY
4062172072137
EAN (GTIN)

Products of OSRAM GmbH, distributed by LEDVANCE





DAMP PROOF DALI

DAMP PROOF DALI

4058075541849 EAN (GTIN)



1

The high installation flexibility due to simple and tool-free mounting, as well as the DALI-2 control gear make the DAMP PROOF DALI flexible to use and particularly suitable e.g. for the packaging station. The combination with VIVARES DALI further increases energy efficiency.

TRUSYS PERFORMANCE DOUBLE ASYMMETRIC

4058075398832 EAN (GTIN)



2

In high-bay warehouses, the TRUSYS PERFORMANCE trunking lighting system optimally illuminates shelves thanks to its light modules with double symmetrical beam angles ($2 \times 30^\circ$).

HIGH BAY DALI GEN 3

4058075543959 EAN (GTIN)



3

The narrow-beam HIGH BAY DALI GEN 3 illuminates warehouses according to standards and very uniformly. The combination with VIVARES DALI makes them even more energy-efficient. Optionally, the luminaires can also be equipped with a reflector.

ENERGY SAVINGS

Lighting technology	Net luminous flux	Number of luminaires	Luminaire wattage incl. losses	Connected load	Energy consumption per year	Energy savings vs old system
DP DALI 1500 58W 840 IP65 GY	8 000 lm	24	58 W	1 392 W	4 343 kWh	63 %
Conventional: damp-proof luminaire T8 2 x 58 W	6 339 lm	30	124 W	3 720 W	11 606 kWh	
TRUSYS PFM 70W/4000K DS	11 200 lm	16	70 W	1 120 W	3 494 kWh	65 %
Conventional 2 x 80 W FL: lighting strip T5 2 x 80 W	7 407 lm	20	161 W	3 220 W	10 046 kWh	
HB 210W/4000K 70DEG IP65 VS1	30 000 lm	20	210 W	4 200 W	13 104 kWh	50 %
Conventional high-bay downlighter with HQI-E / P 400 W	29 200 lm	20	420 W	8 400 W	26 208 kWh	

OPERATING DATA: Operation per year (days): 260 · Operation per day (hours): 12

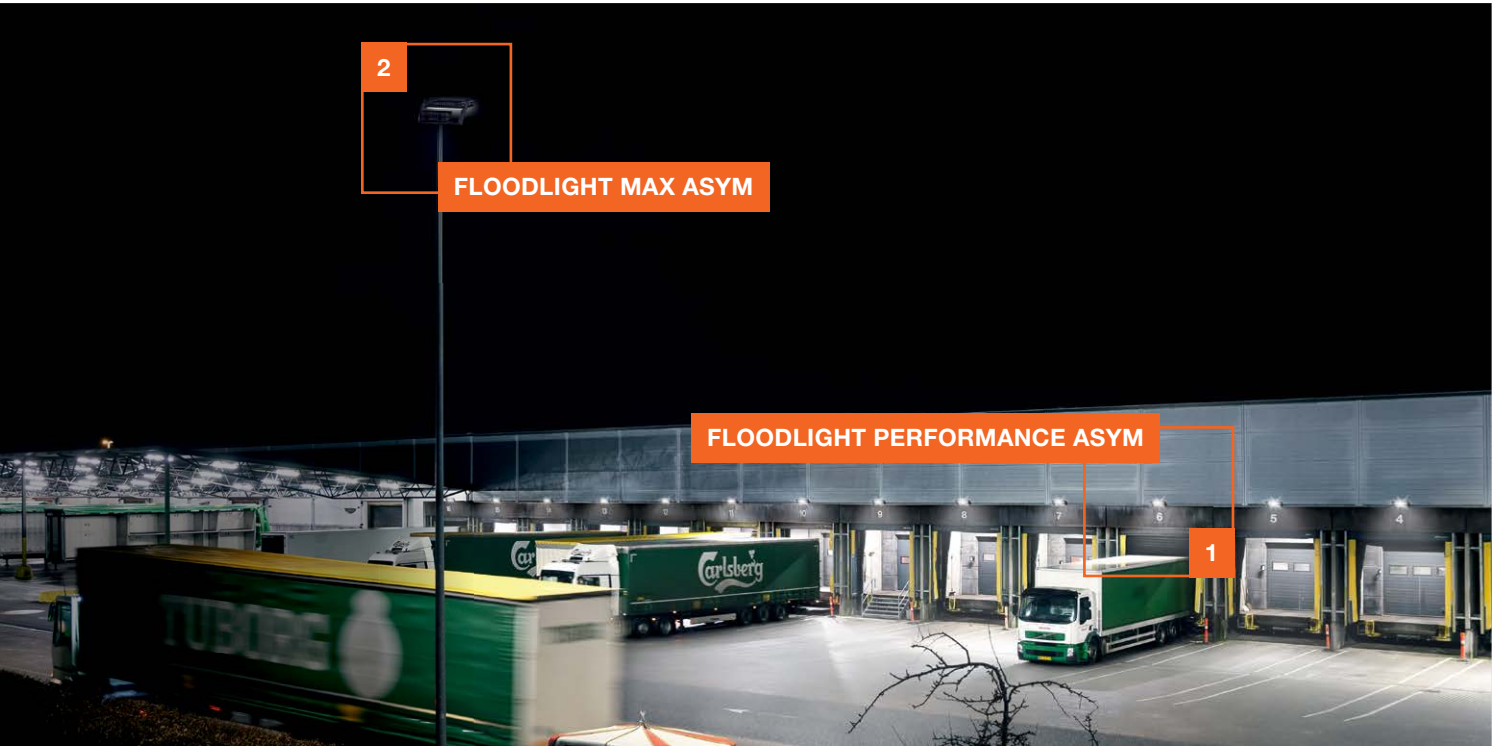
DP DALI: Because of the higher luminous flux of DP DALI, the number was adjusted for reasons of direct comparison.

TruSys: Because of the higher luminous flux of TruSys and also taking into account the visual task on the vertical shelf area, the number was adjusted for reasons of direct comparison.

The energy consumption refers to the LED lighting solution without LMS and does not take into account any lighting scenes or their dimming states.

LOADING AREA

GIVES ORIENTATION AND SAFETY



2
FLOODLIGHT MAX ASYM

FLOODLIGHT PERFORMANCE ASYM
1

Loading areas are often particularly busy at night. With large trucks maneuvering and goods being loaded and unloaded, the area quickly becomes crowded and difficult to negotiate. This makes lighting that provides orientation and safety all the more important.

FEATURES:

- Illuminance of at least 50 lux on average for busier areas
- Preferably asymmetric light distribution for uniform illumination in depth
- High requirements in terms of robustness such as protection against moisture

FLOODLIGHT PERFORMANCE ASYM 55 x 110
4058075353541 EAN (GTIN)



1

Visual tasks are particularly challenging along the walls. FLOODLIGHT PERFORMANCE with its asymmetrical light distribution is the ideal solution for uniform illumination of the outgoing goods area.



OUR NEW FLOODLIGHT MAX:

With more than 160000 lumens, our new floodlights ensure optimal lighting for large areas and sports facilities. Four light distribution alternatives and three power levels give the best possible result in a wide variety of applications. The luminaire head and power supply unit are packed separately for easier transport to their place of use. The connection is made by a few simple steps thanks to plug-and-play. Through optional 2-phase control, the output and illuminance can be reduced easily and efficiently.

FLOODLIGHT MAX LUM 600W ASYM 50 x 110
4058075580619 EAN (GTIN)
FL MAX POWER SUPPLY 600W
4058075580718 EAN (GTIN)



2

Tall mast heights avoid reflections and glare in rear-view mirrors. FLOODLIGHT MAX provides the required luminous intensity and light distribution, while IP66 protection ensures the necessary robustness.

SPORTS FACILITY

FIT FOR ALL VISUAL TASKS



FLOODLIGHT MAX SYM

FLOODLIGHT PERFORMANCE SYM

When lighting sports facilities, the diverse visual tasks of players and spectators must be taken into account. So that the action on the pitch and on court turns into an experience both actively and passively. An optimal solution ensures adequate illuminance levels and low glare light while maintaining uniformity.

FEATURES:

- Grading into lighting classes – at least 75 lux for simple competitions, school and leisure sports; at least 200 lux for medium-level competitions and performance training; at least 500 lux for high-performance sports
- Ideal solution: efficient LED floodlights with luminous intensity distribution adapted to the application and the place of installation
- Depending on the surroundings, it may be necessary to reduce the illuminance at certain times or to provide additional shielding in residential areas, for example.



Do you need more information on our products? Our experts are happy to advise you. Get in touch with us:
contact@ledvance.com
www.ledvance.com/lighting-solutions

FLOODLIGHT MAX LUM
900W SYM 60
 4058075580640 EAN (GTIN)
FL MAX POWER SUPPLY
900W
 4058075580732 EAN (GTIN)



1

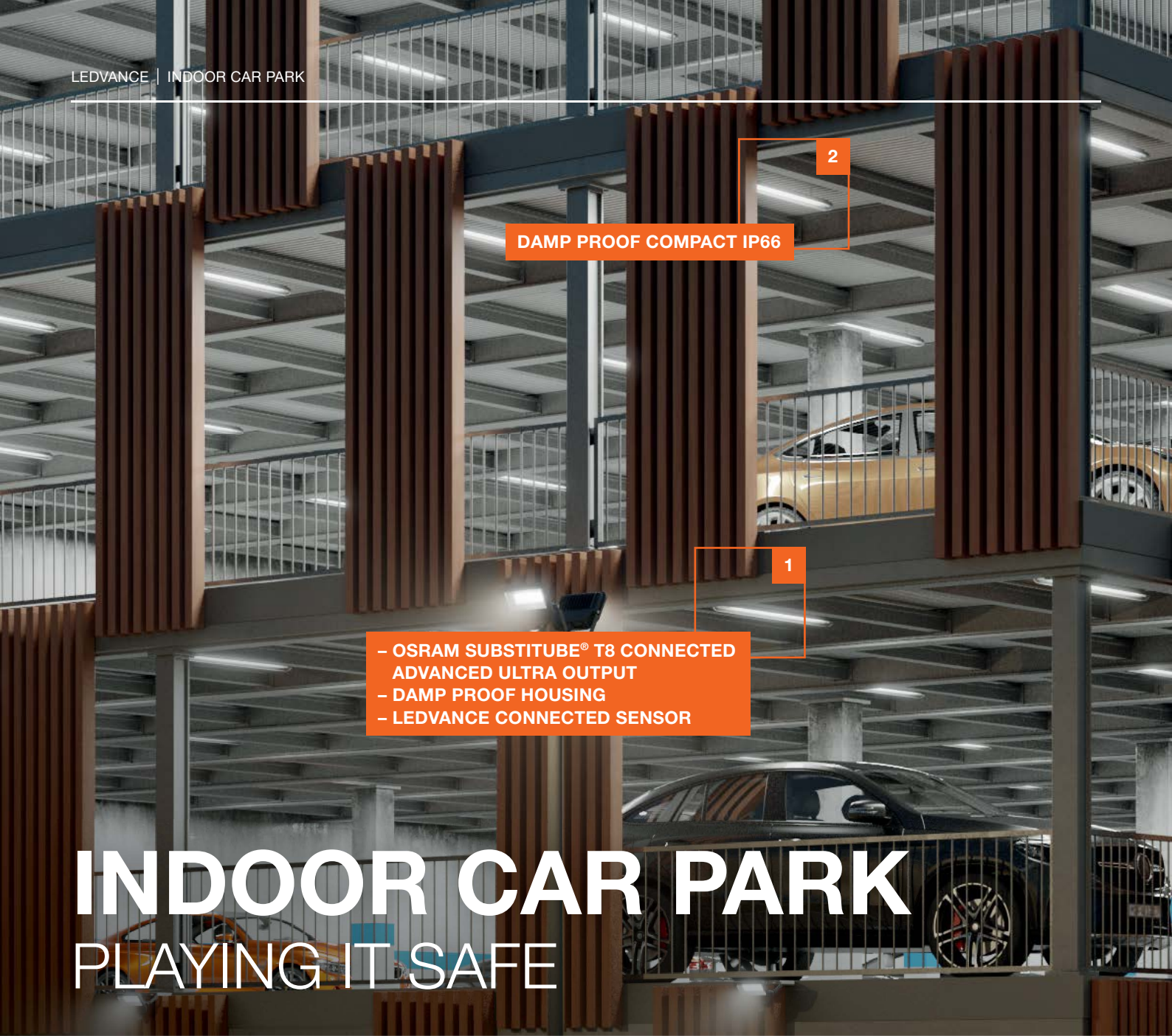
Extremely bright, IP66-protected high-performance floodlight for tall installation heights. Large rotation range, providing optimal pitch illumination.

FLOODLIGHT PERFORMANCE
SYM 60
 4058075541030 EAN (GTIN)



2

Durable, efficient and also lightweight floodlight with homogeneous light distribution. Mounting bracket with keyhole for particularly easy installation.



DAMP PROOF COMPACT IP66

- OSRAM SUBSTITUBE® T8 CONNECTED ADVANCED ULTRA OUTPUT
- DAMP PROOF HOUSING
- LEDVANCE CONNECTED SENSOR

INDOOR CAR PARK

PLAYING IT SAFE

Just like in outdoor car parks, safety and economy take center stage when it comes to lighting indoor car parks. Since ceilings are usually quite low, wide-beam lighting

are a perfect fit. In addition, entrances and exits need to be illuminated more brightly to help eyes adjust to the changing lighting conditions.

FEATURES:

- Traffic lane lighting of at least 75 lux on average
- Uniformity of 0.40
- Illuminance at entrances and exits 300 lux on average during the day and 75 lux at night
- Motion sensors with two-stage dimming function 0% ⇆ 100% for maximum energy savings; 20% ⇆ 100% for an increased feeling of safety

TOP REFERENCES:

You can find illustrative examples of lighting projects for indoor car parks we have carried out in the past at: www.ledvance.com/projects



**OSRAM SUBSTITUBE® T8 CONNECTED
ADVANCED ULTRA OUTPUT**


4058075187634 EAN (GTIN)

DAMP PROOF HOUSING

4058075312470 EAN (GTIN)

LEDVANCE CONNECTED**SENSOR ST8 LOW BAY**

4058075232969 EAN (GTIN)



1

A strong combination for large indoor car parks: the OSRAM SUBSTITUBE® T8 CONNECTED ADVANCED ULTRA OUTPUT LED tube, installed in a robust DAMP PROOF HOUSING (IP65), is connected wirelessly to LEDVANCE CONNECTED SENSOR ST8 LOW BAY via Zigbee. Two-stage switching (0 % ⇌ 100 % and 20 % ⇌ 100 %) increases efficiency even further.

DAMP PROOF COMPACT IP66

4058075210103 EAN (GTIN)



2

A durable solution: the DAMP PROOF COMPACT IP66 has a polycarbonate housing and comes with stainless steel mounting brackets and suspension and anti-theft kits. Products are fast and easy to replace by using existing wiring and drilling holes; can be rewired quickly thanks to integrated throughwiring.

ENERGY SAVINGS

Lighting technology	Net luminous flux	Number of luminaires	Luminaire wattage incl. losses	Connected load	Energy consumption per year	Energy savings vs old system
SUBSTITUBE® CONNECTED ADVANCED ULTRA OUTPUT ST8AU-CON 24 W/4000K 1500 mm	3600 lm	50	24W	1200 W	4992 kWh	66%*
Conventional: damp-proof luminaire T8 1 x 58 W	3454 lm	50	70W	3500W	14560 kWh	
DP COMPACT 1500 55W/4000K GR IP66	6700 lm	46	55W	2530 W	10525 kWh	59%
Conventional: damp-proof luminaire T8 2 x 58 W	6339 lm	50	124W	6200W	25792 kWh	

OPERATING DATA: Operation per year (days): 260 · Operation per day (hours): 16 · estimated active times per day (hours): 8

DP COMPACT: Because of the higher luminous flux of DP Compact, the number was adjusted for reasons of direct comparison.

The energy consumption refers to the LED lighting solution without LMS and does not take into account any lighting scenes or their dimming states.

* Assumed savings through LMS in relation to the new system with LEDs: 40 %; based on the following assumptions: Motion detector with comfort dimming 40 %. During operating times, the lighting system will only be dimmed down to 20 %. This is more comfortable for users because they do not have to enter the space in complete darkness. The assumptions made for the LMS savings calculations are approximate and are based on practical experience from the lighting industry. Energy savings through LMS always need to be calculated based on the specific project.

APPLICATIONS AND SUITABLE PRODUCTS

Application	Product name	GTIN (EAN)	Short description
OUTDOOR CAR PARK 	FL PFM ASYM 45x140 50 W 3000 K BK	4058075 353619	Floodlight with very wide beam, asymmetric light distribution for area lighting
	SL FLEX SM 36W 730 RV25ST WAL	4058075 552302	For general street lighting, up to 5 000 lm luminous flux requirement
	FL PFM 20 W 3000 K SYM 100 S WT	4058075 460935	Floodlight with flexible motion and daylight sensor, 20W power consumption
STREETS AND PATHS 	SL FLEX MD 58W 730 RV25ST WAL	4058075 552333	For general street lighting, up to 11 000 lm luminous flux requirement
	FL PFM 50 W 4000 K SYM 100 BT	4058075 421264	Versatile floodlight with 50W power consumption
RECEPTION 	DL UGR19 PFM DN155 14 W 830 WT IP54	4058075 459137	Low-glare downlights, suitable for computer screen workstations
	PANEL D/I 1200 UGR 19 36 W 4000 K	4058075 144620	Suspended edge-lit luminaires for direct and indirect light emission, low glare, 1 200 mm
	LS SUP-800/940/5	4058075 237247	LED strips with 800 lm/m for professional applications with very good color rendering and lifetime
	SF BLKH 300 S EM 15W/4000K WT IP65*	4058075 375420	Robust wall and ceiling luminaire with IP65 protection, high-frequency sensor and integrated emergency lighting function
	SF BLKH RING 300 WT*	4058075 399372	Attachable cover ring (IK10)
RESTROOMS 	DL COMFORT DN 130 13 W 3CCT IP54 WT	4058075 104068	Downlights with adjustable white light colors
	SPOT FIX DIM 8 W 4000 K IP44/IP20 WT	4058075 127104	Recessed mounted spotlight, round shape, dimmable
	LS PFM-600/830/5/IP66	4058075 236967	High performance IP66 protected LED strips with 600 lm/m for high requirements
	VISION	4008321 957047	Stand-alone motion sensors with switching contact
CORRIDORS 	DL ALU DN 150 14 W 3000 K IP44/IP20 WT	4058075 091436	Downlight luminaires with aluminum housing
	SF BLKH 250 10W/3000K WT IP65	4058075 374843	Robust wall and ceiling luminaire with IP65 protection
	SF BLKH RING 250 WT	4058075 399334	Attachable cover ring (IK10)
	LS PFM-1000/840/5	4058075 236004	High performance LED strips with 1 000 lm/m for high requirements
	VISION	4008321 957047	Stand-alone motion sensors with switching contact
STAIRS 	SF BLKH 300 S 15W/3000K WT IP65	4058075 375246	Robust wall and ceiling luminaire with IP65 protection and high-frequency sensor
	SF BLKH RING 300 WT	4058075 399372	Attachable cover ring (IK10)
	SF COMPACT IK10 300 24 W 4000 K IP65 WT	4058075 062221	Wall and ceiling luminaire with high impact resistance
OPEN-PLAN OFFICE 	PL PFM 600 UGR<19 DALI 36W 4000 K	4058075 440470	Square recessed panel luminaires, tool-free installation and low glare, for 600 x 600 mm ceiling systems with DALI-2 IoT technology
	PL 600 SURFACE MOUNT KIT H75*	4058075 472914	Reinforced surface mount frames for panel luminaires
	DL UGR19 PFM DN155 14 W 840 WT IP54 DALI	4058075 459311	Low-glare downlights, suitable for computer screen workstations with DALI-2 IoT technology
	LN INDV D 1500 48W 4000 K	4058075 504004	Surface mounted luminaire for single luminaire or light line application with DALI-2 IoT technology
	LN INDV D 1500 48W/940*	4058075 522473	Surface mounted luminaire for single luminaire or light line application
	DALI PRO 2 IOT	40621721 14189	Controllers for light management systems
	DALI SENSOR LS/PD CI G2	4062172 072083	Sensors
	DALI COUPLER PB G2	4062172 087575	Light management systems
SINGLE OFFICE 	BIOLUX HCL PL 600 ZB 43W 2700-6500K	4058075 364547	Square recessed panel luminaire, Tunable White, Zigbee
	BIOLUX HCL DL DN150 ZB 20W 2700-6500K	4058075 400733	Downlight luminaires, Tunable White, Zigbee
	BIOLUX HCL CONTROL UNIT	4058075 308657	Control Unit for BIOLUX Human Centric Lighting (HCL) luminaires

* Complementary product, not shown in brochure

AT A GLANCE

Application	Product name	GTIN (EAN)	Short description
TRAINING ROOM 	PL PFM 600 UGR<19 ZIGBEE 36W 4000 K	4058075 522862	Square recessed panel luminaires, tool-free installation and low glare, for 600 x 600 mm ceiling systems with Zigbee 3.0 technology
	DL UGR19 PFM DN155 14W 840 ZBVR WT	4058075 459892	Low-glare downlights, suitable for computer screen workstations with Zigbee 3.0 technology
	VIVARES ZB CONTROL	4058075 427488	Zigbee 3.0 controller with integrated gateway for small to mid size projects up to 200 endpoints
	VIVARES ZB L/O SENS 220-240	4058075 446182	Zigbee 3.0 light and presence sensor, ceiling integration
	VIVARES ZB COUPLER	4058075 463806	Zigbee 3.0 pushbutton coupler to integrate standard switches into a wireless lighting system
SHOP 	LS SUP-1200/930/5	4058075 236684	LED strips with 1 200 lm/m for professional applications with very good color rendering and lifetime
	SPOT MULTI 1 x 30W 4000K FL WT/BK	4058075 113947	Recessed mounted spotlight, swivelable with one spot
	TR SP COMPACT D100 28 W 930 FL WT	4058075 335868	Shaped 3-phase tracklight spot with in-track control gear
INDUSTRY 	HB 210 W 4000 K 70DEG IP65	4058075 452466	High-bay luminaires up to 140 lm/W and attractive UGR
	HB ALU REFLECTOR 155 W - 210 W	4058075 507050	Reflectors for HIGH BAY GEN 3 luminaires
	DP SPECIAL 1500 50 W 4000 K WT IP67	4058075 452176	Tubular damp-proof luminaire with extra high IP rating, ammonium-resistant and for outdoor applications
WAREHOUSE 	DP DALI 1500 58W 840 IP65 GY	4058075 541849	Damp-proof luminaires, classic shape, with DALI interface
	TRUSYS® PFM DS 70 W 4000 K	4058075 398832	Luminaire inserts with double asymmetrical light distribution
	HB DALI 190 W 4000 K 70DEG IP65	4058075 543959	LED high-bay luminaires with DALI interface
	DALI PRO 2 IOT	4062172 114189	Controllers for light management systems
	HIGH BAY	4008321 410078	Stand-alone motion sensors with switching contact
	DALI COUPLER LS HIGHBAY G2	4062172 072137	Sensors
LOADING AREA 	FL PFM ASYM 55x110 150 W 4000 K BK	4058075 353541	Floodlight with wide beam, asymmetric light distribution for various application areas
	FL MAX LUM P 600W 757 ASYM 50X110 WAL	4058075 580619	High power floodlight up to 82 000 lm luminous flux requirement
	FL MAX POWER SUPPLY P 600W WAL	4058075 580718	Power supply for Floodlight Max 600W
	SL FLEX LA 158W 740 RW35ST WAL*	4058075 552524	Lighting of wide streets and areas, up to 22 000 lm luminous flux requirement
SPORTS FACILITY 	FL MAX LUM P 900W 757 SYM 60 WAL	4058075 580640	High power floodlight up to 120 000 lm luminous flux requirement
	FL MAX POWER SUPPLY P 900W WAL	4058075 580732	Power supply for Floodlight Max 900W
	FL PFM SYM 60 290 W 4000 K BK	4058075 541030	Floodlight with symmetric light distribution for medium to high mast area lighting
INDOOR CAR PARK 	DP HOUSING 1500 1x Lamp IP65	4058075 312470	Damp-proof luminaire for T8 LED lamps
	ST8AU-CON 24 W/4000K 1500 mm	4058075 187634	LED tubes for electromagnetic control gears
	CONNECTED SENSOR ST8 LB	4058075 232969	Stand-alone sensors
	DP COMPACT 1500 55 W 4000K IP66 GR	4058075 210103	Damp-proof luminaire, through-wired (L, N, E)
EMERGENCY LIGHTING 	EM CONVERSION BOX	4058075 237025	Emergency conversion box to convert recessed luminaires to self-contained emergency luminaires
	DL ALU EM DN150 14 W 3000 K AT 3H WT	4058075 204201	Downlight luminaires with aluminum housing and integrated emergency lighting function
	SF BLKH 300 EM 15 W 4000 K WT IP65	4058075 375345	Robust wall and ceiling luminaire with IP65 protection and integrated emergency lighting function
	DP EM 1500 46W 840 IP65 GY	4058075 541481	Damp-proof luminaires, classic shape with integrated emergency lighting function

* Complementary product, not shown in brochure

LUMINAIRES

Product name	GTIN (EAN)	Segmentation	RE-PLACE-MENT FOR	W	lm	K	t _h ¹	IP	PRO-TECTION CLASS	CRI	Guarantee ²	
DL ALU DN 150 14 W 3000 K IP44/IP20 WT	4058075091436	■	1 × 26 W CFLi	14	1 190	3 000	50 000	—	IP44/IP20	II	> 80	5 years
DL COMFORT DN 130 13 W 3CCT IP54 WT	4058075104068	■	1 × 18 W CFLi	13	1 030...1 210	3 000...5 700	50 000	—	IP54/IP20	I	> 80	5 years
DL UGR19 PFM DN155 14 W 830 WT IP54	4058075459137	■	1 × 26 W CFLi	14	1 500	3 000	70 000	—	IP54/IP20	II	≥ 80	5 years
DL UGR19 PFM DN155 14 W 840 WT IP54 DALI	4058075459311	■	1 × 26 W CFLi	14	1 600	4 000	70 000	✓	IP54/IP20	II	≥ 80	5 years
DL UGR19 PFM DN155 14W 840 ZBVR WT	4058075459892	■	1 × 26 W CFLi	14	1 600	4 000	70 000	✓	IP54/IP20	II	≥ 80	5 years
SPOT FX DIM 8 W 4000 K IP44/IP20 WT	4058075127104	■	75 W HAL	8	670	4 000	50 000	✓	IP44/IP20	II	> 80	5 years
SPOT MULTI 1 x 30W 4000K FL WT/BK	4058075113947	■	1 × 35 W HID	30	2 700	4 000	50 000	—	IP20	II	> 80	5 years
TR SP COMPACT D100 28 W 930 FL WT	4058075335868	■	35 W HCL	28	2 200	3 000	80 000	—	IP20	II	90	5 years
SF BLKH 250 10W/3000K WT IP65	4058075374843	■	1 × 16 W CFL	8,2	800	3 000	50 000	—	IP65	II	> 80	5 years
SF BLKH 300 EM 15 W 4000 K WT IP65	4058075375345	■	1 × 28 W CFL	15,2	1 400	4 000	50 000	—	IP65	II	> 80	3 years
SF BLKH 300 S 15W/3000K WT IP65	4058075375246	■	1 × 28 W CFL	13,6	1 400	3 000	50 000	—	IP65	II	> 80	5 years
SF BLKH 300 S EM 15W/4000K WT IP65	4058075375420	■	1 × 28 W CFL	16,5	1 400	4 000	50 000	—	IP65	II	> 80	3 years
SF BLKH RING 250 WT	4058075399334											
SF BLKH RING 300 WT	4058075399372											
SF BLKH EYELID 250 WT	4058075375482											
SF BLKH EYELID 300 WT	4058075375529											
SF COMPACT IK10 300 24 W 4000 K IP65 WT	4058075062221	■	2 × 18 W CFLP	24	1 920	4 000	50 000	—	IP65	II	> 80	5 years
PANEL D/I 1200 UGR 19 36 W 4000 K	4058075144620	■	2 × 58 W FL	36	4 000	4 000	80 000	—	IP20	I	≥ 80	5 years
PL PFM 600 UGR<19 DALI 36W 940	4058075521988	■	4 × 18W/4 × 14 W FL	36	3 750	4 000	100 000	✓	IP40/IP20	II	> 90	5 years
PL PFM 600 UGR<19 DALI 36W 4000 K	4058075440470	■	4 × 18W/4 × 14 W FL	36	4 320	4 000	100 000	✓	IP40/IP20	II	> 80	5 years
PL PFM 625 UGR<19 DALI 36W 4000K	4058075440777	■	4 × 18W/4 × 14 W FL	36	4 320	4 000	100 000	✓	IP40/IP20	II	> 80	5 years
PL PFM 600 UGR<19 ZIGBEE 36W 4000 K	4058075522862	■	4 × 18W/4 × 14 W FL	36	4 320	4 000	100 000	✓	IP40/IP20	II	> 80	5 years
PL PFM 625 UGR<19 ZIGBEE 36W 4000 K	4058075522886	■	4 × 18W/4 × 14 W FL	36	4 320	4 000	100 000	✓	IP40/IP20	II	> 80	5 years
PANEL 600 SURFACE MOUNT KIT H75	4058075472914											
PANEL 625 SURFACE MOUNT KIT H75	4058075472938											
BIOLUX HCL PL 600 ZB 43W 2700-6500K	4058075364547	■	—	43	4 000	2 700...6 500	50 000	✓	IP20	II	> 90	5 years
BIOLUX HCL PL 625 ZB 43W 2700-6500K	4058075364561	■	—	43	4 000	2 700...6 500	50 000	✓	IP20	II	> 90	5 years
BIOLUX HCL DL DN150 ZB 20W 2700-6500K	4058075400733	■	—	20	1 800	2 700...6 500	50 000	✓	IP20	II	> 90	5 years
BIOLUX HCL CONTROL UNIT	4058075308657	■	—	1	—	—	—	—	IP20	—	—	5 years
LN INDV D 1500 48W/940	4058075522473	■	2 × 49 W FL	48	4 800	4 000	60 000	—	IP20	I	> 90	5 years
LN INDV D 1500 48W 4000 K	4058075504004	■	2 × 49 W FL	48	5 700	4 000	60 000	✓	IP20	I	> 80	5 years
TruSys® PFM DS 70 W 4000 K	4058075398832	■	2 × 80 W FL	70	11 200	4 000	55 000	—	IP20	I	≥ 80	5 years
DP COMPACT 1500 55 W 4000K IP66 GR	4058075210103	■	2 × 58 W FL	55	6 700	4 000	50 000	—	IP66	II	> 80	5 years
DP DALI 1500 58W 840 IP65 GY	4058075541849	■	2 × 70 W FL	58	8 000	4 000	70 000	✓	IP65	I	> 80	5 years
DP EM 1500 46W 840 IP65 GY	4058075541481	■	2 × 58 W FL	46	6 400	4 000	70 000	—	IP65	I	> 80	3 years
DP HOUSING 1500 1x Lamp IP65	4058075312470	■	—	—	—	—	—	—	IP65	I	—	5 years
DP SPECIAL 1500 50 W 4000 K WT IP67	4058075452176	■	2 × 58 W FL	50	6 500	4 000	80 000	—	IP67/69K	I	≥ 80	5 years
HB DALI 190 W 4000 K 70DEG IP65	4058075543959	■	500 W HID	190	27 000	4 000	80 000	✓	IP65	I	≥ 80	5 years
HB 210 W 4000 K 70DEG IP65	4058075452466	■	500 W HID	210	30 000	4 000	80 000	—	IP65	I	≥ 80	5 years
HB ALU REFLECTOR 155 W - 210 W	4058075507050											
FL PFM 50 W 4000 K SYM 100 BT	4058075421264	■	400 W HAL	50	6 000	4 000	70 000	—	IP65	I	≥ 80	5 years
FL PFM ASYM 45x140 50 W 3000 K BK	4058075353619	■	500 W HAL	50	5 700	3 000	100 000	—	IP66	I	> 80	5 years
FL PFM ASYM 55x110 150 W 4000 K BK	4058075353541	■	1 500 W HAL	150	19 900	4 000	100 000	—	IP66	I	> 80	5 years
FL PFM SYM 60 290 W 4000 K BK	4058075541030	■	2 000 W HAL	290	40 600	4 000	100 000	—	IP66	I	> 80	5 years
FL PFM 20 W 3000 K SYM 100 S WT	4058075460935	■	160 W HAL	20	2 200	3 000	70 000	—	IP65	I	≥ 80	5 years
FL MAX LUM P 600W 757 ASYM 50X110 WAL	4058075580619	■	1 000 W HID	600	82 000	5 700	70 000 ³	—	IP66	—	> 70	5 years
FL MAX POWER SUPPLY P 600W WAL	4058075580718	■	—	600	—	—	70 000	—	IP66	SK I	> 70	5 years
FL MAX LUM P 900W 757 SYM 60 WAL	4058075580640	■	1 500 W HID	900	120 000	5 700	70 000 ³	—	IP66	—	> 70	5 years
FL MAX POWER SUPPLY P 900W WAL	4058075580732	■	—	900	—	—	70 000	—	IP66	SK I	> 70	5 years
SL FLEX SM 36W 730 RV25ST WAL	4058075552302	■	70 W NAV	36	4 950	3 000	100 000 ⁴	—	IP66	SK II	> 70	5 years
SL FLEX MD 58W 730 RV25ST WAL	4058075552333	■	100 W NAV	58	7 800	3 000	100 000 ⁴	—	IP66	SK II	> 70	5 years
SL FLEX LA 158W 740 RW35ST WAL	4058075552524	■	250 W NAV	158	22 000	4 000	100 000 ⁴	—	IP66	SK II	> 70	5 years

¹ L70/B50 | ² Refer to www.ledvance.com/guarantee for precise conditions | ³ L80B10 (25°C) | ⁴ L90B10 (25°C) | ⁵ L80/B10 at T_c 45°C | ⁶ L70/B50 at T_c max. 75°C
⁷ At maximum T_c = 75°C/10% failure rate | ⁸ At maximum T_c = 80°C/10% failure rate | ■ SUPERIOR CLASS ■ PERFORMANCE CLASS ■ VALUE CLASS

LAMPS

Product name	GTIN (EAN)	RE-PLACE-MENT FOR	W	Im	K	t _{in} ¹			IP	MATERIAL	CRI	Guarantee ²
ST8AU-CON 24 W/4000K 1500 mm	4058075187634	58W	24	3600	4000	50000	—	160	IP20	Glass with shatter protection	83	5 years
Connected Sensor ST8 LB	4058075232969								IP54			5 years

LED STRIP SYSTEM

Product name	GTIN (EAN)	Segmentation	V	W	W METER	Im	Im METER	K	t _{in}		IP	CRI	Guarantee ²
LS SUP-1200/930/5	4058075236684	■	24	58	11.6W	5880	1175	3000	60000 ⁵	✓	IP00	>90	5 years
LS SUP-800/940/5	4058075237247	■	24	39	7.8W	3980	795	4000	60000 ⁵	✓	IP00	>90	5 years
LS PFM-1000/840/5	4058075236004	■	24	40.5	8.1 W	5000	1000	4000	35000 ⁶	✓	IP00	>80	3 years
LS PFM-600/830/5/IP66	4058075236967	■	24	27	5.4W	3300	660	3000	35000 ⁶	✓	IP66	>80	3 years
DR DALI-SUP-80/220-240/24	4058075421844	■	24	80	—	—	—	—	50000 ⁷	✓	IP20	—	5 years
DR-SUP-100/220-240/24	4058075437821	■	24	100	—	—	—	—	60000 ⁸	—	IP20	—	5 years
DR-PFM-100/220-240/24/P	4058075239937	■	24	100	—	—	—	—	50000 ⁸	—	IP66	—	5 years

VIVARES

Product name	GTIN (EAN)		Short description	Guarantee ²
VIVARES ZB CONTROL	4058075427488	Zigbee 3.0	Zigbee 3.0 controller with integrated gateway for small to mid size projects up to 200 endpoints	5 years
VIVARES ZB L/O SENS 220-240	4058075446182	Zigbee 3.0	Zigbee 3.0 light and presence sensor, ceiling integration	5 years
VIVARES ZB COUPLER	4058075463806	Zigbee 3.0	Zigbee 3.0 pushbutton coupler to integrate standard switches into a wireless lighting system	5 years
DALI PRO 2 IOT	4062172114189	DALI-2	DALI-2 controller with integrated gateway for small size light management systems up to 128 light points	
DALI SENSOR LS/PD CI G2	4062172072083	DALI-2	DALI-2 light and presence sensor, ceiling integration	
DALI COUPLER LS HIGHBAY G2	4062172072137	DALI-2	DALI-2 sensor coupler with integrated light sensor for HIGHBAY sensor	
HIGH BAY	4008321410078	DALI-2	Motion sensor with switching contact for up to 13 m height, optional use with DALI HIGHBAY ADAPTER	
VISION	4008321957047	DALI-2	Motion sensors with switching contact	
DALI COUPLER PB G2	4062172087575	DALI-2	DALI-2 pushbutton coupler to integrate standard switches in DALI systems	


EMERGENCY LIGHTING

Product name	GTIN (EAN)	Battery life in emergency operation mode	Type of emergency operation test	Type of emergency light operation	Luminous flux in emergency operation mode	Type of Battery	IP	Guarantee ²
EM CONVERSION BOX	4058075237025	3h	Automatic	Maintained/Non-maintained	300...480 lm (depending on the luminaire)	LiFePO4	IP20	3 years

→ Do you need more information on our products? Our experts are happy to advise you. Get in touch with us: contact@ledvance.com, www.ledvance.com/lighting-solutions

¹ L70/B50 | ² Refer to www.ledvance.com/guarantee for precise conditions | ³ L80B10 (25°C) | ⁴ L90B10 (25°C) | ⁵ L80/B10 at T_c 45°C | ⁶ L70/B50 at T_c max. 75°C
⁷ At maximum T_c = 75°C/10% failure rate | ⁸ At maximum T_c = 80°C/10% failure rate | ■ SUPERIOR CLASS ■ PERFORMANCE CLASS ■ VALUE CLASS

TAILOR-MADE LIGHTING CALCULATIONS TAKE ADVANTAGE OF THE SERVICE OFFERED BY LEDVANCE



PROFESSIONAL LIGHTING DESIGN

DIALUX AND RELUX

LEDVANCE is collaborating with the developers of DIALux and RELUX software. So you can now easily integrate LEDVANCE products in your lighting designs. Our luminaire data is also BIM-compatible.

EVEN MORE CONVENIENT

Take advantage of our tailored advice service for your lighting designs. We take care of planning your projects and offer you a customized solution for your lighting requirements – all from a single source.

YOUR BENEFITS AT A GLANCE

LEDVANCE takes care of the customized calculations needed to accurately plan your project:

- Uniformly good light distribution
- Precise wattage per sqm
- Maximum efficient calculation of required number of luminaires

Get in touch with us:
contact@ledvance.com or
www.ledvance.com/lighting-solutions

YOU CAN GENERALLY USE THE FOLLOWING LUX VALUES FOR YOUR CALCULATIONS

Application	Lux	Special features
LOADING AREA	50	Minimum IP65
CAMPUS STREETS	20	Minimum IP65
OUTDOOR CAR PARK	10	Minimum IP65
SPORTS FACILITY (BOTH FOOTBALL PITCH AND TENNIS COURTS)	75–200	Football 75 lux, Tennis 200 lux (recreational and low level competition), Minimum IP65
RECEPTION	300	With computer workstations 500 lux / UGR < 19
CORRIDORS	100	Consider using sensors
STAIRS	100	Consider using sensors
RESTROOMS	200	Consider using sensors
OPEN-PLAN OFFICE	500	UGR < 19
SINGLE OFFICE	300–500	Single offices and conference rooms always 500 lux and UGR < 19
TRAINING ROOM	500	UGR < 19
SHOP (SHOWROOM)	300	Also highlight objects
INDUSTRY	300	Minimum! Can have 750 lux and more
WAREHOUSE	200–300	Keep in mind vertical lighting for high-bay warehouses
INDOOR CAR PARK	75	Entrance and exit 300 lux



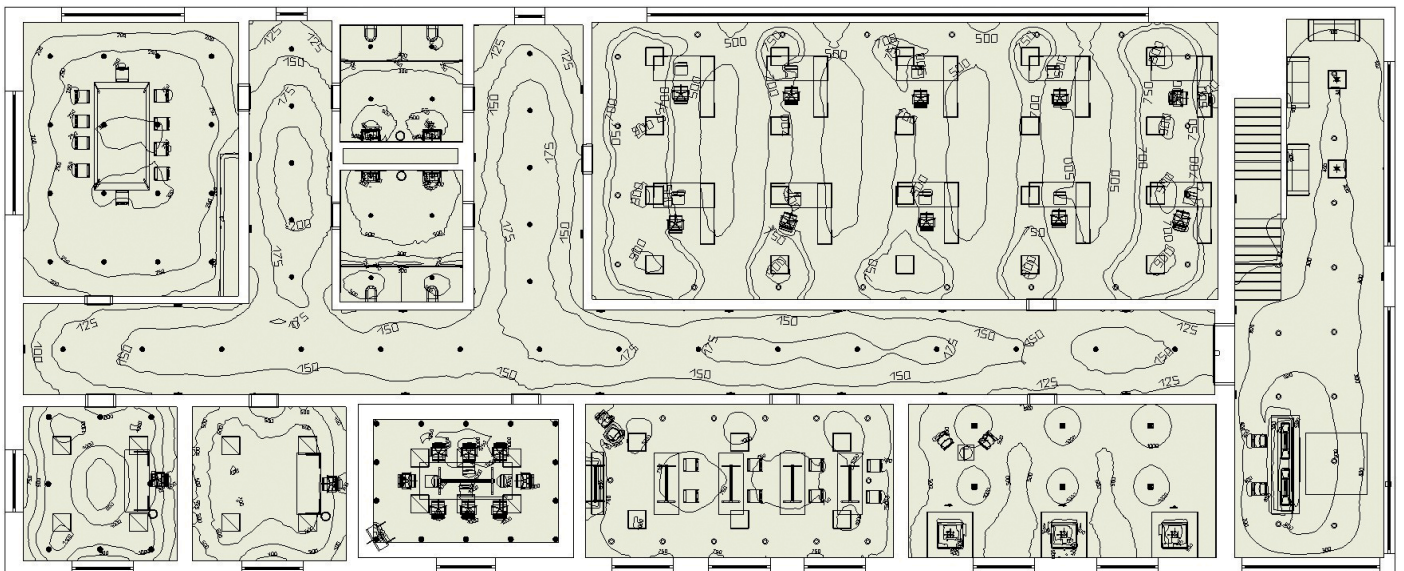

FAST LIGHT CALCULATION TOOL

With the handy calculation tool on our website, we offer you a quick and easy way to plan lighting projects successfully. For more information go to ledvance.com/flct

The Fast Light Calculation Tool is no substitute for comprehensive professional planning with DIALux or any other professional lighting design software.



ILLUSTRATIVE LIGHTING DESIGN FOR AN OFFICE FLOOR



BUILDING RENOVATION: BETTER LIGHT AND ENERGY SAVINGS

A look at numerous offices, factories, administrative buildings and educational institutions shows that many lighting systems are outdated. Renovation sustainably reduces energy consumption, saves costs and brings a significant increase in lighting quality.

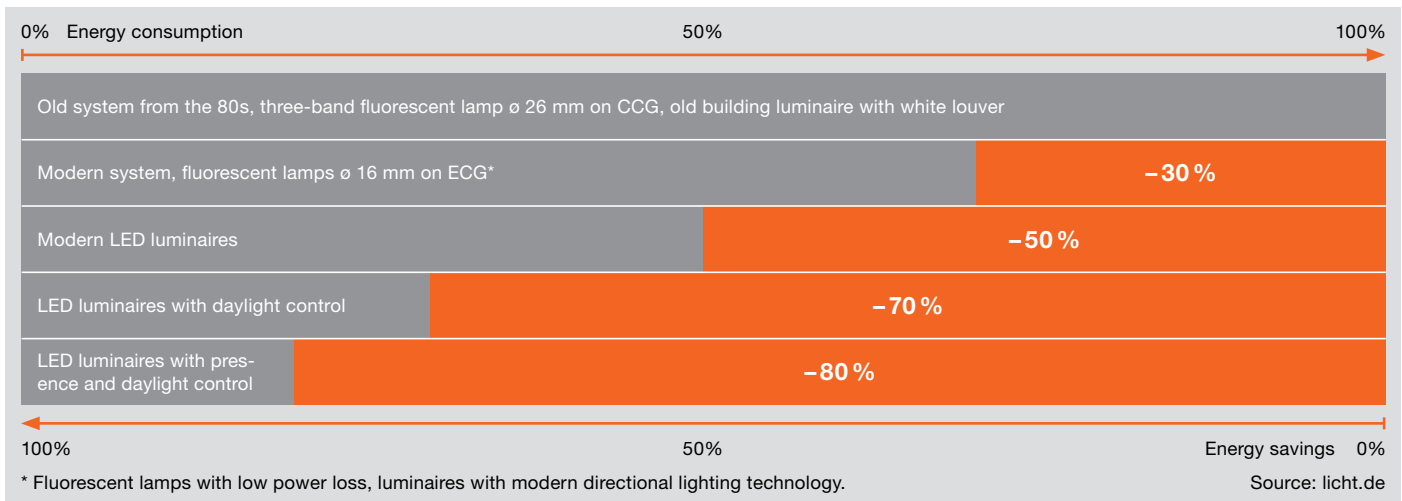
CO₂ REDUCTION

In the EU, the building sector accounts for around 36 % of total CO₂ emissions. Since 35 % of the buildings are over 50 years old, there is great renovation potential in this area. The goal is to reduce CO₂ emissions on the European construction market by at least 55 % by 2030 through energy-related retrofits and efficient technology. The EU countries support this goal with subsidies for energy-related building renovation. LEDVANCE's economical LED and connected lighting solutions are an excellent match for these savings.

SINGLE LIGHTING REGULATION, ENERGY LABEL REGULATION

The EU Single Lighting Regulation (SLR) and Energy Label Regulation (ELR) require a new energy efficiency label for light sources placed on the market from September 2021. LEDVANCE products are EPREL-registered and labeled with all the relevant information. This makes replacing the affected light sources easy and effective.

POTENTIAL SAVINGS FOR INTERIOR LIGHTING – EXAMPLE OF A 2-AXIS OFFICE



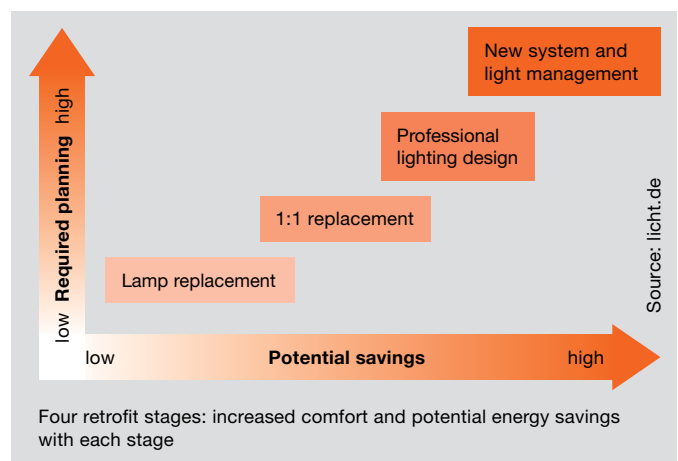
A carefully planned change to sustainably efficient lighting brings clear benefits for your customers:

- Permanent reduction in electricity and operating costs
- More lighting quality to make working more pleasant
- Compliance with all legal requirements
- Preservation of the building as an investment

YOU ASK THE QUESTIONS – WE HAVE THE ANSWERS

Do you need more information on our products or SLR/ELR? Our experts are happy to advise you. You can reach our technical team at: technik@ledvance.com or by phone on +49 89 780673-680

RENOVATION OPTIONS AND POTENTIAL SAVINGS



GOOD LIGHT ALL ROUND

THE FULL LEDVANCE RANGE

LEDVANCE is leading the fight against bad light in every area. That's good news for you because when it comes to future-proof solutions relating to luminaires and lamps, HCL systems, electronic components, light management and smart residential products, you have a competent partner in LEDVANCE on your side for your complex lighting projects. You can always rely on LEDVANCE for excellent brand quality, professional service and a good price/performance ratio.



AESTHETICALLY FUNCTIONAL LUMINAIRES

The extensive luminaire portfolio covers virtually all professional and residential applications and delivers outstanding quality and functionality. The new BIOLUX HCL system is a winner of the VDE Quality Certificate, and the red dot 2020 Product Design and 2020 German Innovation Awards.

EACH LAMP A LIGHTING SOLUTION

The lamp portfolio includes a wide choice of shapes and base sizes as well as types with additional functions (e.g. sensors), all with outstanding efficiency and durability. Alongside UV-C and LED lamps, LEDVANCE will continue to offer conventional halogen, energy-saving, fluorescent and gas discharge lamps.

FLEXIBLE LED STRIP SYSTEM

The LED Strip System includes a large number of flexible LED strips, drivers and matching accessories. With a wide range of luminous fluxes and light colors, the system allows bespoke lighting solutions to be created for virtually any indoor or outdoor application. Easy to plan, easy to combine and easy to install – that's the principle here.

VIVARES: LIGHT MANAGEMENT, MORE COMFORTABLE THAN EVER

The future-proof IoT light management system (LMS) from LEDVANCE makes it easier and more flexible than ever to always produce optimal lighting conditions for defined requirements. The system is extremely reliable and compatible and offers all LMS components and matching LED luminaires from one source.

SMART LIGHTING FOR RESIDENTIAL APPLICATIONS

Our smart residential products offer a comprehensive combination of innovation, quality, reliability and user-friendliness. We provide a suitable solution for a variety of requirements that intelligent lighting has to meet.

MORE INFORMATION AND CLEVER TOOLS

For more information on LEDVANCE's extensive product portfolio and clever apps and tools that will help you in your day-to-day work go to www.ledvance.com

ABOUT LEDVANCE

With offices in more than 50 countries and business activities in more than 140 countries, LEDVANCE is one of the world's leading general lighting providers for professional users and end consumers. Having emerged from OSRAM's general lighting division, LEDVANCE offers a wide-ranging portfolio of LED luminaires for a broad spectrum of applications, intelligent lighting products for Smart Home and Smart Building solutions, one of the most comprehensive ranges of advanced LED lamps in the lighting industry, traditional light sources, an LED Strip System and light management systems.



LEDVANCE

LEDVANCE GmbH
Parkring 29–33
85748 Garching
Germany
LEDVANCE.COM

Partner:



LEDVANCE is licensee of product trademark OSRAM for lamps products in general lighting.

LEDVANCE.COM

