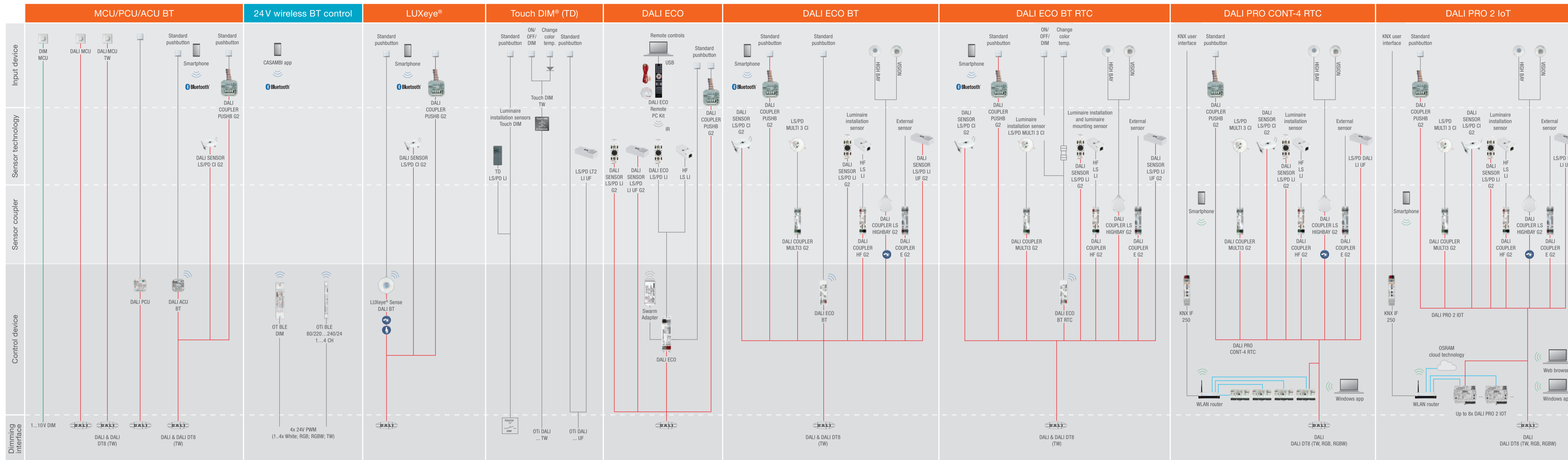


Light management systems from OSRAM



Control device	DALI PCU Pushbutton control unit	DALI MCU Digital rotary dimmer	DALI MCU TW Digital rotary dimmer Tunable White	DALI ACU BT DALI controller with Bluetooth® interface	DALI ECO BT DALI controller with Bluetooth® interface	OT BLE DIM Constant-voltage dimmer with Bluetooth® interface	DALI ECO BT RTC DALI controller with Bluetooth® interface	DALI PRO CONT-4 RTC Controller (9TE)	DALI PRO 2 IoT Controller (9TE)	LS/PD LT2 LI UF + OTI...UF	Touch DIM LS/PD LI + OTI...	LUXeye® Sense DALI BT
Functions	ECO System											
Number of DALI control devices	25 (up to 100 with up to 4 DALI PCUs; flexible extension via DALI repeater)	25 (up to 100 with up to 4 DALI MCUs; flexible extension via DALI repeater)	25 (up to 100 with up to 4 DALI MCUs TW)	32	32	Up to 240W	32	256 (up to 1,024 with up to 4 control units)	128 (up to 1,024 with 8 control units; pending: July 2021)	2	2	20
Plug-and-play function is supported, no commissioning for basic features required	🔴	🔴	🔴	🔴	🔴		🔴		🔴	🔴	🔴	🔴
Daylight-dependent control			☀️	☀️	☀️		☀️	☀️	☀️	☀️	☀️	☀️
Presence detection			👤	👤	👤		👤	👤	👤	👤	👤	👤
Groups			👤	👤	👤		👤	👤	👤	👤	👤	👤
Scenes			📄	📄	📄		📄	📄	📄	📄	📄	📄
Tunable White			🌈	🌈	🌈		🌈	🌈	🌈	🌈	🌈	🌈
Timer function			🕒	🕒	🕒		🕒	🕒	🕒	🕒	🕒	🕒
Supports RGB/RGBW			🌈	🌈	🌈	🌈	🌈	🌈	🌈	🌈	🌈	🌈
App control				📱	📱		📱	📱	📱			📱
Time-of-day-dependent control (color temperature, HCL)				🕒	🕒	🕒	🕒	🕒	🕒			🕒
DALI-2-certified			Yes (a)	Yes (a)	Yes (a)	Yes (a)	Yes (a)	Supports OSRAM DALI sensors	Yes (c)			
Swarm function (wireless communication between control units)			Yes (b)	Yes (b)	Yes (b)		Yes (b)					
Commissioning tool				📱	📱	📱	📱	PC Tool (Windows)	Browser (quick commissioning) or PC Tool (max. features)			📱
Facility management system and IoT interface								Optional: KNX interface ¹	Built-in IoT gateway			
Centralized control commands								🔴	🔴			
Especially suitable for												
Floor-standing luminaires				👉	👉		👉		👉	👉	👉	👉
Office	👉	👉	👉	👉	👉		👉	👉	👉	👉	👉	👉
Conference room	👉	👉	👉	👉	👉		👉	👉	👉	👉	👉	👉
Adjacent rooms	👉	👉	👉	👉	👉		👉	👉	👉	👉	👉	👉
Classrooms	👉	👉	👉	👉	👉		👉	👉	👉	👉	👉	👉
Accent lighting/Shop	👉	👉	👉	👉	👉		👉	👉	👉	👉	👉	👉
Industry (high-bay warehouses)				👉	👉		👉	👉	👉			👉

(a) Supports DALI-2 control devices and DALI-2 input devices (sensors and couplers) according to IEC 62381 parts 3011-3010-3014
 (b) Details on request (see www.osram.com/iotcontrol)
 (c) Supports DALI-2 control devices as well as DALI-2 input devices (sensors and couplers) according to IEC 62381 parts 3011-3010-3014

¹ Broadcast without app, max. 4 groups with app
² With Casambi app
³ Up to 4 x 16 groups
⁴ Possible in combination with OSRAM OTI DALI...TW LED drivers
⁵ Only color temperature can be changed, no brightness change
⁶ Up to 2 x 16 groups
⁷ With KNX IF 250 + KNX IP app
⁸ Luminaires installation or independent installation with optional cable clamp kit
⁹ In combination with high-bay sensors



- Features**
- 🔴 Plug-and-play function
 - ☀️ Daylight-dependent control with OSRAM DALI sensors
 - 👤 Presence detection
 - 👤 Groups
 - 📄 Scenes
 - 🌈 Tunable White
 - 🕒 Timer function
 - 🌈 Supports RGB/RGBW
 - 📱 App control
 - 🕒 Time-of-day-dependent control (color temperature, HCL)

All LMS solutions at a glance

Product overview

Input devices	Product category	Product reference	Product number
	Analog rotary dimmer	DIM MCU	405200347424
	Digital rotary dimmer	DALI MCU	4008321189721
	Digital rotary dimmer Tunable White	DALI MCU TW	4052899465916
	DALI pushbutton coupler	DALI COUPLER PUSHB G2	4062122087575
Sensor technology			
	Ceiling installation sensor for OSRAM DALI control units	DALI SENSOR LS/PD CI G2	4062122072083
Control devices			
	Pushbutton control unit	DALI PCU	405289955622
	DALI control unit with Bluetooth® interface	DALI ACU BT	4052899544819

Control devices	Product category	Product reference	Product number
	CV dimmer with Bluetooth®	OT BLE DIM	4052899557833
	Constant-voltage supplies 24 V with Bluetooth®	OT BLE 24V	4062122046558
Sensor technology			
	Ceiling installation sensor for OSRAM DALI control units	DALI SENSOR LS/PD CI G2	4062122072083
	Surface-mounted ceiling installation adapter	LUXeye® Sense CM KIT	405289988729
Control devices			
	DALI controller with integrated sensor and Bluetooth®	LUXeye® Sense DALI BT	405289957411
	CNC/PCF controller with integrated sensor and Bluetooth® interface	LUXeye® Sense 10A BT	405289957428

Input devices	Product category	Product reference	Product number
	DALI pushbutton coupler	DALI COUPLER PUSHB G2	4062122087575
Sensor technology			
	Ceiling installation sensor for OSRAM DALI control units	DALI SENSOR LS/PD CI G2	4062122072083
	Surface-mounted ceiling installation adapter	LUXeye® Sense CM KIT	405289988729
Control devices			
	DALI controller with integrated sensor and Bluetooth®	LUXeye® Sense DALI BT	405289957411
	CNC/PCF controller with integrated sensor and Bluetooth® interface	LUXeye® Sense 10A BT	405289957428

Sensor technology	Product category	Product reference	Product number
	Light and presence sensor, luminaire installation	Touch DIM LS/PD LI	4008321023025
	Light and presence sensor, luminaire installation	LS/PD LT2 LI UF	405289984615
	OSRAM DALI DTR Tunable White control devices	OTI DALI ... TW	
	OSRAM DALI Ultra Flat control devices	OTI DALI ... UF	

Input devices	Product category	Product reference	Product number
	DALI pushbutton coupler	DALI COUPLER PUSHB G2	4062122087575
	Software with remote control	DALI ECO Remote PC KIT	4052899195867
Sensor technology			
	Ultra-flat luminaire-integrated sensor for OSRAM DALI control devices	DALI SENSOR LS/PD LI UF G2	4062122072045
	Light and presence sensor	DALI ECO LS/PD LI NP	4052899914636
	Luminaire-integrated sensor for OSRAM DALI control devices	DALI SENSOR LS/PD DALI control devices LI G2	4062122072069
	Light and presence sensor, radia luminaire installation	DALI ECO LS/PD LI	4008321888652
	Light and presence sensor, radia luminaire installation	HF LS LI	4052899921481
	Light and presence sensor, ceiling installation, swivelling	LS/PD MULTI 3 CI	4008321916648
	Ceiling installation sensor for OSRAM DALI control units	DALI SENSOR LS/PD CI G2	4062122072083
Control devices			
	Radio adapter for wireless synchronization	DALI ECO Swarm Adapter	4052899955646
	2-channel DALI controller	DALI ECO Control	4008321888645

Input devices	Product category	Product reference	Product number
	Motion sensor unit for DALI HIGHBAY ADAPTER	HIGH BAY SENSOR	4008321410078
	Motion sensor unit for DALI HIGHBAY ADAPTER	VISION SENSOR	4008321957047
	DALI pushbutton coupler	DALI COUPLER PUSHB G2	4062122087575
Sensor technology			
	Ultra-flat luminaire-integrated sensor for OSRAM DALI control devices	DALI SENSOR LS/PD LI UF G2	4062122072045
	Luminaire-integrated sensor for OSRAM DALI control devices	DALI SENSOR LS/PD DALI control devices LI G2	4062122072069
	Light and presence sensor, radia luminaire installation	HF LS LI	4052899921481
	Light and presence sensor, ceiling installation, swivelling	LS/PD MULTI 3 CI	4008321916648
	Ceiling installation sensor for OSRAM DALI control units	DALI SENSOR LS/PD CI G2	4062122072083
Sensor couplers			
	HF sensor coupler for OSRAM DALI control units	DALI COUPLER HF G2	4062122072199
	Sensor coupler for OSRAM DALI control units	DALI COUPLER MULTIS G2	4062122072113
	Sensor coupler with integrated light sensor for OSRAM DALI control units	DALI COUPLER LS HIGHBAY G2	4062122072137
	Sensor coupler for external sensors	DALI COUPLER E G2	4062122072212
Control devices			
	DALI control unit with Bluetooth® interface	DALI ECO BT	405289988781
	DALI control unit with Bluetooth® interface and real-time clock	DALI ECO BT RTC	4062122016537

Input devices	Product category	Product reference	Product number
	Motion sensor unit for DALI HIGHBAY ADAPTER	HIGH BAY SENSOR	4008321410078
	Motion sensor unit for DALI HIGHBAY ADAPTER	VISION SENSOR	4008321957047
	DALI pushbutton coupler	DALI COUPLER PUSHB G2	4062122087575
Sensor technology			
	Ultra-flat luminaire-integrated sensor for OSRAM DALI control devices	DALI SENSOR LS/PD LI UF G2	4062122072045
	Luminaire-integrated sensor for OSRAM DALI control devices	DALI SENSOR LS/PD DALI control devices LI G2	4062122072069
	Light and presence sensor, radia luminaire installation	HF LS LI	4052899921481
	Light and presence sensor, ceiling installation, swivelling	LS/PD MULTI 3 CI	4008321916648
	Ceiling installation sensor for OSRAM DALI control units	DALI SENSOR LS/PD CI G2	4062122072083
Sensor couplers			
	HF sensor coupler for OSRAM DALI control units	DALI COUPLER HF G2	4062122072199
	Sensor coupler for OSRAM DALI control units	DALI COUPLER MULTIS G2	4062122072113
	Sensor coupler with integrated light sensor for OSRAM DALI control units	DALI COUPLER LS HIGHBAY G2	4062122072137
	Sensor coupler for external sensors	DALI COUPLER E G2	4062122072212
Control devices			
	Control unit (8TE)	DALI PRO CONT-4 RTC	4008321710871
	KNX converter	KNX IF 250	4062122020008

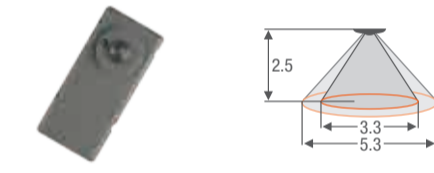
Input devices	Product category	Product reference	Product number
	Motion sensor unit for DALI HIGHBAY ADAPTER	HIGH BAY SENSOR	4008321410078
	Motion sensor unit for DALI HIGHBAY ADAPTER	VISION SENSOR	4008321957047
	DALI pushbutton coupler	DALI COUPLER PUSHB G2	4062122087575
Sensor technology			
	Ultra-flat luminaire-integrated sensor for OSRAM DALI control devices	DALI SENSOR LS/PD LI UF G2	4062122072045
	Luminaire-integrated sensor for OSRAM DALI control devices	DALI SENSOR LS/PD DALI control devices LI G2	4062122072069
	Light and presence sensor, radia luminaire installation	HF LS LI	4052899921481
	Light and presence sensor, ceiling installation, swivelling	LS/PD MULTI 3 CI	4008321916648
	Ceiling installation sensor for OSRAM DALI control units	DALI SENSOR LS/PD CI G2	4062122072083
Sensor couplers			
	HF sensor coupler for OSRAM DALI control units	DALI COUPLER HF G2	4062122072199
	Sensor coupler for OSRAM DALI control units	DALI COUPLER MULTIS G2	4062122072113
	Sensor coupler with integrated light sensor for OSRAM DALI control units	DALI COUPLER LS HIGHBAY G2	4062122072137
	Sensor coupler for external sensors	DALI COUPLER E G2	4062122072212
Control devices			
	Control unit	DALI PRO 2 IOT	4062122114189

Input devices	Product category	Product reference	Product number
	Motion sensor unit for DALI HIGHBAY ADAPTER	HIGH BAY SENSOR	4008321410078
	Motion sensor unit for DALI HIGHBAY ADAPTER	VISION SENSOR	4008321957047
	DALI pushbutton coupler	DALI COUPLER PUSHB G2	4062122087575
Sensor technology			
	DALI light and presence sensor, luminaire installation	DALI SENSOR LS/PD LI G2	4062122072069
	Light and presence sensor, ceiling installation, swivelling	LS/PD MULTI 3 CI	4008321916648
	Ceiling installation sensor for OSRAM DALI control units	DALI SENSOR LS/PD CI G2	4062122072083
	Light and presence sensor, radia luminaire installation	HF LS LI	4052899921481
Sensor couplers			
	Sensor coupler for OSRAM DALI control units	DALI COUPLER MULTIS G2	4062122072113
	HF sensor coupler for OSRAM DALI control units	DALI COUPLER HF G2	4062122072199
	Sensor coupler with integrated light sensor for OSRAM DALI control units	DALI COUPLER LS HIGHBAY G2	4062122072137
	Sensor coupler for external sensors	DALI COUPLER E G2	4062122072212
Control devices			
	Signal amplifier	DALI REP LI	4008321292599
	Signal amplifier	DALI REP SO	4008321301093
	Converter	DALI SWITCH SO	4008321533364

Product category	Product reference	Product number	
	SIGNAL AMPLIFIER DIM SA	4008321087095	
	24-V power supply PS 30	4052899553880	
	Connector Y-Connector	4050300803135	
	Connector Y-Con_Screw	4008321916686	
	4PAC CONNECTION CABLE 25CM	4008321660145	
	4PAC CONNECTION CABLE 50CM	4008321660152	
	4PAC CONNECTION CABLE 100CM	4008321660169	
	4PAC CONNECTION CABLE 200CM	4008321660190	
	Mounting Adapter	4058 21480798	
	Recessed ceiling installation adapter	LS/PD CI KIT	4052899920293
	Sensor surface-mounted ceiling installation adapter	LS/PD AP KIT	4052899173385
	Mounting adapter	Sensor KIT	4008321916662
	Cable clamp ECO CI KIT	4008321382091	
	Cable clamp LMS CI BOX	4008321083692	

Sensors for luminaire installation

TOUCH DIM LS/PD LI



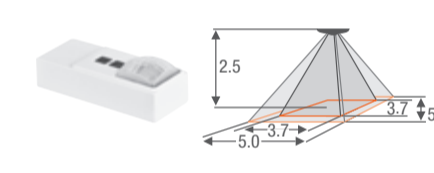
Mounting height	2	2.5	3	4	5
Presence	2.5	3.3	4	5	-
Motion	4.5	5.3	6	7	7
Vehicles	-	-	-	-	-
Product no.:	4008321023025				

DALI SENSOR LS/PD LI G2



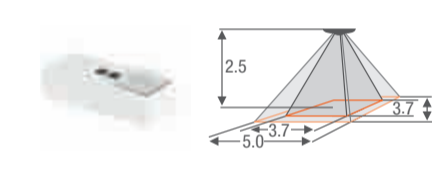
Mounting height	2	2.5	3	4	5
Presence	2.5	3.3	4	5	-
Motion	4.5	5.3	6	7	7
Vehicles	-	-	-	-	-
Product no.:	4062122072069				

LS/PD LT2 LI UF



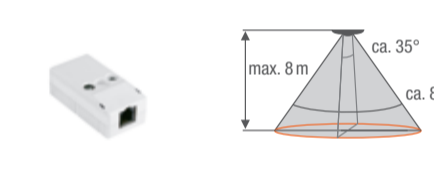
Mounting height	2	2.5	3	4
Presence	3	3.7	4.4	-
Motion	4	5	6	6.5
Vehicles	-	-	-	-
Product no.:	405289984615			

DALI SENSOR LS/PD LI UF G2



Mounting height	2	2.5	3	4
Presence	3	3.7	4.4	-
Motion	4	5	6	6.5
Vehicles	-	-	-	-
Product no.:	4062122072045			

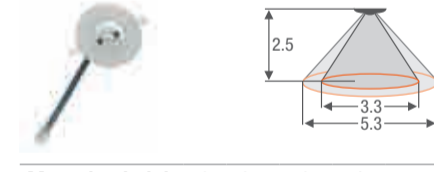
HF LS LI



Mounting height	4	6	8	10
Presence	-	-	-	-
Motion	6.7	10	13.4	-
Vehicles	6.7	10	13.4	16
Product no.:	4052899921481			

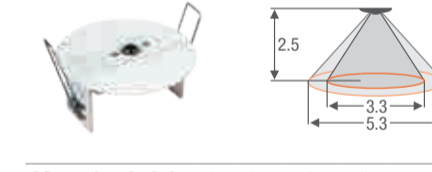
Sensors for recessed and surface-mounted ceiling installation

LS/PD MULTI 3 CI



Mounting height	2	2.5	3	4	5
Presence	2.5	3.3	4	5	-
Motion	4.5	5.3	6	7	7
Vehicles	-	-	-	-	-
Product no.:	4008321916648				

DALI SENSOR LS/PD CI G2



Mounting height	2	2.5	3	4	5
Presence	2.5	3.3	4	5	-
Motion	4.5	5.3	6	7	7
Vehicles	-	-	-	-	-
Product no.:	4062122072083				

LUXeye® Sense DALI BT



Mounting height	2	2.5	3	4	5
Presence	4	5	6	7	-
Motion	4.8	6	6	8	10
Vehicles	-	-	-	-	-
Product no.:	4052899957411				

HIGH BAY SENSOR



Mounting height	4	6	8	10	13
Presence	-	-</			