

# PRODUCT DATASHEET

## FL MAX LUM P 1200W 757 SYM 30 WAL

FLOODLIGHT MAX 1200W LUMINAIRE HEAD | High-power floodlight for large area and sports lighting, up to 164 klm



PERFOR-  
MANCE  
CLASS

### Areas of application

- Outdoor use (IP66)
- Lighting of large areas
- Sports facilities
- Construction areas
- Direct replacement for luminaires using HID lamps

### Product benefits

- Very bright, robust and durable
- Energy savings of up to 45 % compared to luminaires that use conventional discharge lamps
- Easy dimming to 50% by wiring
- No upper light output ratio (ULOR 0%) when mounted at 0° tilt
- Optimized product logistic, luminaire heads and power supplies to be ordered separately in stand-alone packaging
- Low flicker light
- 5 years guarantee

### Product features

- Modular, high-power floodlight with up to 135 lm/W
- Joint or separate installation with Floodlight Max power supply with up to 40 m distance
- Available with 10°, 30° and 60° symmetric beam angles, as well as 50°x110° asymmetric light distribution
- Mounting bracket for up to 180° tilting
- Highly-transparent, tempered glass diffusor



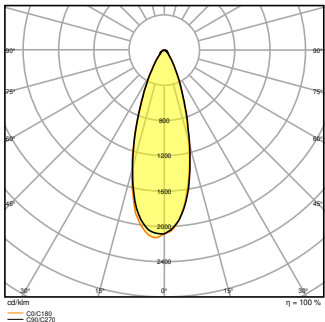
TECHNICAL DATA

Electrical data

Nominal wattage	1200.00 W
Nominal voltage	180 V
Mains frequency	50...60 Hz
Nominal current	6320 mA
Operating mode	External LED driver

Photometrical data

Luminous flux	162000 lm
Luminous efficacy	135 lm/W
Color temperature	5700 K
Light color (designation)	Cool Daylight
Color rendering index Ra	≥70
Standard deviation of color matching	< 5 sdcm
Luminous intensity	-
Low flicker	Yes
Flickering metric (Pst LM)	-
Stroboscope effect metric (SVM)	-
Photobiological safety group acc. to EN62778	RG2
Beam angle	30 °



FL MAX 1200W 757 SYM 30 WAL

Dimensions & Weight

Length	841.00 mm
--------	-----------

Width	591.00 mm
Height	282.00 mm
Product weight	31900.00 g
Cable length	1300 mm

FL MAX LUM P 1200W

Materials & Colors

Product color	Gray
Housing color	Gray
Body material	Aluminum
Cover material	Glass
Light emitting surface material	Glass
Glow Wire Test according to IEC 60695-2-12	650 °C
Mercury content	0.0 mg

Application & Mounting

Ambient temperature range	-30...+50 °C
Temperature range at storage	-40...+70 °C
Type of connection	Terminal, 3-Pole (L, N, PE)
Type of protection	IP66
Protection class IK (shock resistance)	IK08
Dimmable	Yes
Mounting type	Surface
Mounting location	Wall / Pole / Floor
Application environment	Outdoor
Adjustable	Yes
With light source	Yes

Lifespan

Lifespan L70/B50 at 25 °C	100000 h <sup>1)</sup>
Lifespan L80/B10 at 25 °C	75000 h <sup>1)</sup>
Lifespan L80/B50 at 25 °C	75000 h
Lifespan L90/B10 at 25 °C	50000 h

Number of switching cycles	100000
----------------------------	--------

1) t[h]: L70 / B50 @ 25 °C (Ta), t[h]: L80 / B10 @ 25 °C (Ta), t[h]: L90 / B10 @ 25 °C (Ta)

## Certificates & Standards

Standards	CE / CB / ENEC / EAC / EPD
Luminaire with limited surface temperature, "D sign"	No
Ball shot safe	Yes
EPD	LEDV-00007-V01.01-EN
Replaceable light source (EPREL)	Not replaceable






## EQUIPMENT / ACCESSORIES











- Power supply not included in luminaire head delivery unit
- Operation only with official 1200 W power supply, GTIN(EAN) 4058075580749
- Aiming device in preparation
- Visor for front light cut-off in preparation

## Safety advice

- Floodlight Max Luminaire Heads must be operated with official Floodlight Max Power Supplies only, as described in the user manual.
- If only one fixation point is used for luminaires installed higher >3m, a secondary fixation of luminaire and bracket (e.g. a restraining wire) is needed for safety reasons.
- The luminaire should be positioned so that prolonged staring into the luminaire at a distance closer than 4 m is not expected.
- All electrical connections must be made by a qualified person.
- Caution, risk of electric shock.
- Product in protection class I. All electrically conductive, metallic housing parts that can absorb voltage during operation or during maintenance in the event of a fault must be continuously connected to the protective earthing conductor.

## DOWNLOAD DATA

	Documents and certificates	Document name
	User instruction / safety instructions	FLOODLIGHT MAX
	Legal information	LSI FL MAX LUM P
	Legal information	Legal Insert FL MAX LUM/POWER SUPPLY
	Legal information	Informationstext 18 Abs 4 ElektroG
	Declarations of conformity	FL MAX P LUM

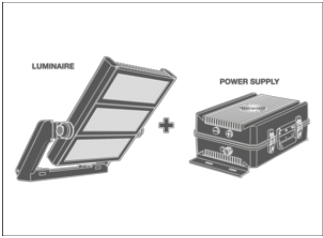
Documents and certificates		Document name
	Declarations of conformity UKCA	FL MAX LUM
	Declarations of conformity UKCA	FL MAX LUM P
Photometric and lighting design files		Document name
	IES file (IES)	FL MAX 1200W 757 SYM 30 WAL
	LDT file (Eulumdat)	FL MAX 1200W 757 SYM 30 WAL
	ULD file (DIALux)	FL MAX LUM P 1200W 757 SYM 30
	ROLF file (RELUX)	FL MAX 1200W HEAD 757 SYM 30 WAL
	Light distribution curve type polar	FL MAX 1200W 757 SYM 30 WAL
CAD/BIM files		Document name
	BIM Revit 3D	Floodlight Max
	CAD STEP 3D	FL MAX 1200W
Tender texts		Document name
	Tender documents	FLOODLIGHT MAX 1200W LUMINAIRE HEAD 757 SYM 30 WAL-EN

LOGISTICAL DATA

Product code	Packaging unit (Pieces/Unit)	Dimensions (length x width x height)	Gross weight	Volume
4058075580671	Shipping box 1	952 mm x 619 mm x 294 mm	33228.00 g	173.25 dm³

The mentioned product code describes the smallest quantity unit which can be ordered. One shipping unit can contain one or more single products. When placing an order, for the quantity please enter single or multiples of a shipping unit.

ADDITIONAL CATALOG INFORMATION



LDV FL MAX											
	S/a	$\alpha = 0^\circ$	$\alpha = 30^\circ$	$\alpha = 60^\circ$	$\alpha = 90^\circ$		800	CW	CS	SW	DS
600 W	88	0.12 m²	0.12 m²	0.12 m²	0.12 m²	<75 kg	2	2	4	4	8
	88	0.12 m²	0.12 m²	0.12 m²	0.12 m²						
900 W	88	0.12 m²	0.12 m²	0.12 m²	0.12 m²	<100 kg	1	1	2	2	6
	88	0.12 m²	0.12 m²	0.12 m²	0.12 m²						
1200 W	88	0.12 m²	0.12 m²	0.12 m²	0.12 m²	<135 kg	1	1	2	2	4
	88	0.12 m²	0.12 m²	0.12 m²	0.12 m²						

References / Links

– For Guarantee see [www.ledvance.com/guarantee](http://www.ledvance.com/guarantee)

DISCLAIMER

Subject to change without notice. Errors and omission excepted. Always make sure to use the most recent release.