

PRODUCT DATASHEET

SMART+ Wifi Spotlight Recess 86mm 36° RGB + TW

SMART RECESS DOWNLIGHT TW AND RGB | Smart recess downlight with integrated driver TW, RGB and dimmable



Areas of application

- Indoor applications
- Corridors, entrance areas, stairwells, living rooms, basements
- Bedrooms
- Kitchens

Product benefits

- TW and RGB
- Beam angle 36°, 100°, 110°

Product features

- Controllable via LEDVANCE SMART+ App (with minimum Android 8.0 or iOS 14.0)
- Controllable via voice control available: Google Assistant or Amazon Alexa
- Adjustable color temperature via Tunable White: 3,000...6,500 K
- Dimmable
- Network protocol: WiFi
- Housing material: plastic



TECHNICAL DATA

Electrical data

Nominal wattage	4.00 W
Nominal voltage	220...240 V
Mains frequency	50...60 Hz
Nominal current	60.000 mA
Inrush current	30 A
Inrush current time T_{h50}	1500 μ s
Max. number of luminaires per miniature circuit breaker C10	-
Power factor λ	> 0.5
Total harmonic distortion	< 20 %
Protection class	II
Operating mode	Integrated LED driver

Photometrical data

Luminous flux	400 lm
Total luminous flux of contained light sources	420 lm
Luminous efficacy	90 lm/W
Color temperature	3000...6500 K
Light color (designation)	Tunable White
Color rendering index Ra	> 80
Standard deviation of color matching	\leq 6 sdc _m
Photobiological safety group acc. to EN62778	RG0
Photobiological safety group acc. to EN62471	RG0
Beam angle	36 °

Dimensions & Weight

Diameter	86.00 mm
Height	48.00 mm
Product weight	70.00 g

SMART WIFI SPOT

Materials & Colors

Product color	White
Housing color	White
Body material	Polypropylene (PP) polyamid
Cover material	Polystyrene (PS)
Glow Wire Test according to IEC 60695-2-12	650 °C
Mercury content	0.0 mg

Application & Mounting

Ambient temperature range	-20...+40 °C
Temperature range at storage	-20...+70 °C
Type of connection	Screw terminal
Type of protection	IP20
Protection class IK (shock resistance)	IK03
Dimmable	Yes
Type of dimming	WiFi
Mounting type	Recessed
Mounting location	Ceiling
Application environment	Indoor
Mounting diameter	70,0 mm
Mounting depth	70,0 mm
LED module replaceable	Not replaceable
With light source	Yes

Lifespan

Lifespan L70/B50 at 25 °C	25000 h
Number of switching cycles	15000

Emergency lighting

Type of emergency operation test	None
----------------------------------	------

Certificates & Standards





Standards	CE / UKCA
Luminaire with limited surface temperature, "D sign"	No

EQUIPMENT / ACCESSORIES

– For control via LEDVANCE SMART+ App, a smartphone or tablet is required (with minimum Android 8.0 or iOS 14.0)

– Complete mounting and connecting accessories included

DOWNLOAD DATA

	Documents and certificates	Document name
	User Instruction / Safety Instructions	SMART+ WIFI SPOTLIGHT RECESS
	Legal information	Legal insert Residential luminaires
	Declarations of conformity	SMART WIFI DL SP SLIM
	Declarations Of Conformity UKCA	SMART WIFI AND SUNATHOME DOWNLIGHT SLIM

LOGISTICAL DATA

Product code	Packaging unit (Pieces/Unit)	Dimensions (length x width x height)	Gross weight	Volume
4058075573291	Folding box 1	97 mm x 97 mm x 68 mm	94.00 g	0.64 dm ³
4058075573307	Shipping box 6	206 mm x 108 mm x 223 mm	1261.00 g	4.96 dm ³
4058075643024	Shipping box 36			

The mentioned product code describes the smallest quantity unit which can be ordered. One shipping unit can contain one or more single products. When placing an order, for the quantity please enter single or multiples of a shipping unit.

References / Links

– Further information and frequently asked questions (FAQs) at www.ledvance.com/consumer/smart/faq

DISCLAIMER

Subject to change without notice. Errors and omission excepted. Always make sure to use the most recent release.