

## PRODUCT DATASHEET

### ST8A-EM 7.3 W/6500 K 600 mm

SubstiTUBE Advanced HE&HO | LED Tubes for electromagnetic control gears application with high efficacy and light output



#### Areas of application

- General illumination within ambient temperatures from -20...+50 °C
- Illumination of production areas
- Traffic zones and corridors
- Supermarkets and department stores
- Industry

#### Product benefits

- No bending thanks to glass technology
- Quick, simple and safe replacement without rewiring
- Energy savings of up to 60 % (compared to T8 fluorescent lamp on CCG)
- Instant-on light, therefore ideally suitable in combination with sensor technology
- Very high resistance to switching loads
- Also suitable for operation at low temperatures

#### Product features

- LED replacement for conventional compact fluorescent lamps for use in CCG luminaires or on AC mains
- Bright, robust and durable
- Uniform illumination
- Single and tandem operation on conventional control gear (0.6 m version)
- Tube made of glass
- Mercury-free and RoHS compliant



- Type of protection: IP20
- Lamp tube made of glass with splinter protection e.g. for food industry applications

## TECHNICAL DATA

### Electrical data

Nominal wattage	7.3 W
Construction wattage	7.30 W
Nominal voltage	220...240 V
Nominal current	36 mA
Type of current	AC
Operating frequency	50/60 Hz
Mains frequency	50/60 Hz
Total harmonic distortion	< 20 %
Power factor $\lambda$	0.90

### Photometrical data

Luminous flux	1100 lm
Luminous efficacy	150 lm/W
Light color (designation)	Daylight
Color temperature	6500 K
Color rendering index Ra	≥80
Light color	865
Standard deviation of color matching	≤5 sdcn

### Light technical data

Beam angle	> 190 °
Starting time	< 0.5 s

### Dimensions & Weight

Overall length	603.00 mm
Diameter	26.70 mm
Maximum diameter	28 mm
Product weight	100.00 g

### Temperatures & operating conditions

Ambient temperature range	-25...+50 °C
Maximum temperature at tc test point	75 °C

### Lifespan

Number of switching cycles	200000
----------------------------	--------

#### Additional product data

Base (standard designation)	G13
Mercury content	0.0 mg

#### Capabilities

Dimmable	No
----------	----

#### Certificates & Standards

Type of protection	IP20
Standards	CE; VDE
Photobiological safety group acc. to EN62778	RG0

#### Country-specific categorizations

Order reference	ST8A-0.6M 7,3W/
-----------------	-----------------

#### LOGISTICAL DATA

Temperature range at storage	-25...+80 °C
------------------------------	--------------

#### Energy labelling regulation data acc EU 2019/2015

Light source cap-type (or other electric interface)	G13
Length	603.00 mm
Height	26.70 mm
Width	26.70 mm




#### EQUIPMENT / ACCESSORIES

- Suitable for operation with low-loss and conventional control gears

#### Safety advice

- Not suitable for operation with electronic control gear.
- Operation in outdoor applications in suitable damp-proof luminaires possible according to data sheet and installation instruction.

#### DOWNLOAD DATA

Photometric and lighting design files		Document name
	IES file (IES)	LED SubstiTUBE ST8A - 0.6m – 7.3W - EM
	IES file (IES)	ST8A-0.6M 7,3W 865 EM
	Light distribution curve type polar	ST8A-0.6M 7,3W 865 EM

## LOGISTICAL DATA

Product code	Packaging unit (Pieces/Unit)	Dimensions (length x width x height)	Gross weight	Volume
4058075471641	Sleeve 1	695 mm x 29 mm x 29 mm	121.00 g	0.58 dm <sup>3</sup>
4058075471658	Shipping box 10	742 mm x 210 mm x 115 mm	1639.00 g	17.92 dm <sup>3</sup>
4099854020629	Shipping box 10	725 mm x 180 mm x 95 mm	1502.00 g	12.40 dm <sup>3</sup>

The mentioned product code describes the smallest quantity unit which can be ordered. One shipping unit can contain one or more single products. When placing an order, for the quantity please enter single or multiples of a shipping unit.

## References / Links

– For current information see [www.ledvance.com/substitute](http://www.ledvance.com/substitute)

## Legal advice

– When used to replace a T8 fluorescent lamp the total energy efficiency and light distribution depends on the design of the lighting system.

## DISCLAIMER

Subject to change without notice. Errors and omission excepted. Always make sure to use the most recent release.