

## PRODUCT DATASHEET

### LEDTUBE T8 EM ECO 20 W/6500 K 1500 mm

LEDTUBE T8 ECO EM | LED tubes



#### Areas of application

- Train stations
- Offices, schools
- Underground stations
- Supermarkets and department stores
- Parking lots & Alleys
- Warehouses

#### Product benefits

- High luminous flux for sophisticated lighting tasks
- No bending thanks to glass technology
- Quick, simple and safe replacement without rewiring
- Lower maintenance cost thanks to longer lifetime than traditional Fluorescent
- Low initial investment
- High color rendition ( $Ra \geq 80$ ) with excellent color fidelity for a true lighting effect
- Mercury-free

#### Product features

- Direct replacement for fluorescent lamps with G13 base
- Long lifetime up to 15,000 h
- SDCM  $\leq 6$ , provides excellent light quality
- High quality consistency thanks to automatic production



---

## TECHNICAL DATA

### Electrical data

|                        |             |
|------------------------|-------------|
| Nominal wattage        | 20 W        |
| Construction wattage   | 20.00 W     |
| Nominal voltage        | 220...240 V |
| Type of current        | AC          |
| Operating frequency    | 50/60 Hz    |
| Mains frequency        | 50/60 Hz    |
| Power factor $\lambda$ | > 0.50      |

### Photometrical data

|                                      |          |
|--------------------------------------|----------|
| Luminous flux                        | 2000 lm  |
| Luminous efficacy                    | 100 lm/W |
| Light color (designation)            | Daylight |
| Color temperature                    | 6500 K   |
| Color rendering index Ra             | 80       |
| Light color                          | 865      |
| Standard deviation of color matching | ≤6 sdcn  |

### Light technical data

|               |            |
|---------------|------------|
| Beam angle    | > 180.00 ° |
| Starting time | < 0.5 s    |

### Dimensions & Weight

|                  |            |
|------------------|------------|
| Overall length   | 1514.20 mm |
| Diameter         | 28.00 mm   |
| Maximum diameter | 28 mm      |
| Product weight   | 227.00 g   |

### Temperatures & operating conditions

|                                      |              |
|--------------------------------------|--------------|
| Ambient temperature range            | -20...+45 °C |
| Maximum temperature at tc test point | < 75 °C      |

### Lifespan

|                           |         |
|---------------------------|---------|
| Lifespan L70/B50 at 25 °C | 15000 h |
|---------------------------|---------|

### Additional product data

|                             |        |
|-----------------------------|--------|
| Base (standard designation) | G13    |
| Mercury content             | 0.0 mg |
| Mercury-free                | Yes    |

Capabilities

|          |    |
|----------|----|
| Dimmable | No |
|----------|----|

Certificates & Standards

|                    |          |
|--------------------|----------|
| Type of protection | IP20     |
| Standards          | IEC62776 |

Country-specific categorizations

|                 |                 |
|-----------------|-----------------|
| Order reference | LEDTUBE T8 E 15 |
|-----------------|-----------------|




LOGISTICAL DATA

|                              |              |
|------------------------------|--------------|
| Temperature range at storage | -20...+80 °C |
|------------------------------|--------------|

Energy labelling regulation data acc EU 2019/2015

|   |            |
|---|------------|
| Lighting technology used                            | LED        |
| Light source cap-type (or other electric interface) | G13        |
| Length  | 1514.20 mm |
| Height  | 28.00 mm   |
| Width   | 28.00 mm   |

DOWNLOAD DATA

| Photometric and lighting design files  |                                     | Document name             |
|--|-------------------------------------|---------------------------|
|  | IES file (IES)                      | LEDTUBE T8EME 1500 20W865 |
|  | LDT file (Eulumdat)                 | LEDTUBE T8EME 1500 20W865 |
|  | Light distribution curve type polar | LEDTUBE T8EME 1500 20W865 |

LOGISTICAL DATA

| Product code  | Packaging unit (Pieces/Unit) | Dimensions (length x width x height) | Gross weight | Volume               |
|---------------|------------------------------|--------------------------------------|--------------|----------------------|
| 4099854239823 | Sleeve<br>1                  | 1,555 mm x 28 mm x 28 mm             | 211.00 g     | 1.25 dm <sup>3</sup> |

| Product code  | Packaging unit (Pieces/Unit) | Dimensions (length x width x height) | Gross weight | Volume                |
|---------------|------------------------------|--------------------------------------|--------------|-----------------------|
| 4099854239830 | Shipping box<br>25           | 1,610 mm x 168 mm x 170 mm           | 6240.00 g    | 45.98 dm <sup>3</sup> |

The mentioned product code describes the smallest quantity unit which can be ordered. One shipping unit can contain one or more single products. When placing an order, for the quantity please enter single or multiples of a shipping unit.

---

## DISCLAIMER

Subject to change without notice. Errors and omission excepted. Always make sure to use the most recent release.