


# PRODUCT DATASHEET

## SF FLAT RD DALI 500 P 27W CS

SURFACE FLAT ROUND DALI | Versatile round wall and ceiling luminaire with DALI-2 technology



### Areas of application

- Direct replacement for surface luminaires with integrated CFLni lamps
- Corridors
- Stairways
- Bathrooms
- Foyers

### Product benefits

- Easy upgradeability of light source, driver and sensor (EVERLOOP design)
- Suitable luminaire for VIVARES and other DALI-2 Light Management Systems
- Highly versatile due to selectable CCT (Multi Color) on the driver
- Indoor luminaire with high luminous efficacy up to 140 lm/W
- High color consistency with SDCM 3
- Tool-free electrical connection due to push button connector
- Very homogenous light with a slight backlight effect
- Extended services such as energy monitoring and remote maintenance possible with DALI versions
- 5 years guarantee

### Product features

- IoT-ready luminaire with DALI-2 technology
- Suitable for central battery emergency installations acc. to EN 60598-2-22
- Type of protection: IP54 (wall and ceiling)
- Impact resistance: IK08



- Lifetime (L80/B10): 100,000 h (at 25 °C), (L90/B10): 50,000 h (at 25 °C)
- Polycarbonate (PC) housing, PC-diffusor
- Ambient temperature in operation: -20...+45 °C
- Glow Wire Test according to IEC 60695-2-12: 850 °C
- 5-pole terminal block, cable cross section up to 5 x 2.5 mm<sup>2</sup>
- Through-wiring possible
- Indoor use only, not suitable for outdoor use

## TECHNICAL DATA

### Electrical data

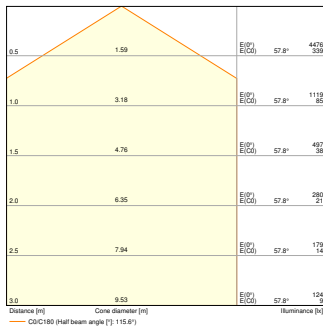
Nominal wattage	27.00 W <sup>1)</sup>
Nominal voltage	220...240 V
Mains frequency	0/50/60 Hz
Nominal current	120.000 mA
Inrush current	17.8 A
Inrush current time T <sub>h50</sub>	200 µs
Max. number of luminaires per miniature circuit breaker B16	11
Max. number of luminaires per miniature circuit breaker C10	10
Max. number of luminaires per miniature circuit breaker C16	16
Power factor λ	> 0.90
Total harmonic distortion	< 20 %
Protection class	II
Operating mode	Integrated LED driver
Dimming interface	DALI-2

<sup>1)</sup> For possible options refer to lumen/power table image

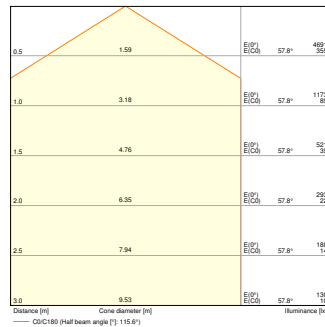
### Photometrical data

Luminous flux	3780 lm <sup>1)</sup>
Luminous efficacy	140 lm/W <sup>1)</sup>
Color temperature	3000 K / 4000 K
Light color (designation)	Warm White / Cool White
Color rendering index Ra	> 80
Standard deviation of color matching	3 sdc <sub>m</sub>
Low flicker	Yes
Flickering metric (Pst LM)	<1
Stroboscope effect metric (SVM)	<0.4
Photobiological safety group acc. to EN62778	RG0
Beam angle	120 °

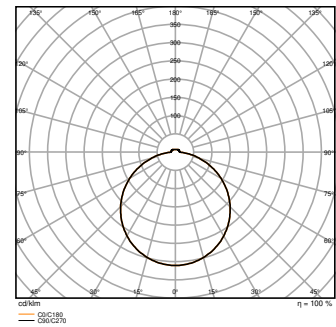
<sup>1)</sup> For possible options refer to lumen/power table image



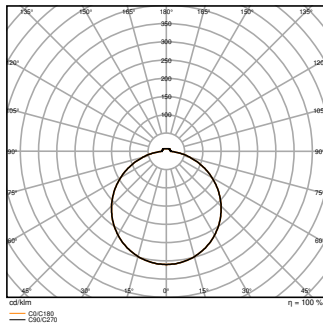
SF FLAT RD DALI 500 P 27W  
3000K 3600lm



SF FLAT RD DALI 500 P 27W  
4000K 3780lm



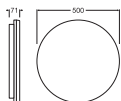
SF FLAT RD DALI 500 P 27W  
3000K 3600lm



SF FLAT RD DALI 500 P 27W  
4000K 3780lm

Dimensions & Weight

Diameter	500.00 mm
Height	71.00 mm
Product weight	3129.00 g



SF FLAT RD 500 27W CPS

Materials & Colors

Product color	White
Housing color	White
Body material	Polycarbonate (PC)
Cover material	Polycarbonate (PC)

Light emitting surface material	Polycarbonate (PC)
Glow Wire Test according to IEC 60695-2-12	850 °C
Mercury content	0.0 mg

### Application & Mounting

Ambient temperature range	-20...+45 °C
Temperature range at storage	-40...+80 °C
Type of connection	Screwless terminal, 5-Pole (L, N, PE, DA+, DA-)
Type of protection	IP54
Protection class IK (shock resistance)	IK08
Dimmable	Yes
Type of dimming	DALI2
Mounting type	Surface
Mounting location	Ceiling / Wall
Application environment	Indoor
With light source	Yes

### Lifespan

Lifespan L70/B50 at 25 °C	100000 h <sup>1)</sup>
Lifespan L80/B10 at 25 °C	100000 h <sup>1)</sup>
Lifespan L80/B50 at 25 °C	100000 h
Lifespan L90/B10 at 25 °C	50000 h
Number of switching cycles	100000

<sup>1)</sup> t[h]: L70 / B50 @ 25 °C (Ta), t[h]: L80 / B10 @ 25 °C (Ta), t[h]: L90 / B10 @ 25 °C (Ta)

### Control gear

Output current	650 mA
ECG - Output ripple current	< 5 %

### Emergency lighting

Wattage in emergency operation mode	5.5 W
Luminous flux in emergency operation mode	510 lm

### Certificates & Standards




Standards	CE / CB / ENEC / UKCA / EAC / EPD
Luminaire with limited surface temperature, "D sign"	Yes
Ball shot safe	No

EPD	LEDV-00028-V01.01-EN
Replaceable light source (EPREL)	Not replaceable

Additional product data

Added function	EVERLOOP / MULTI SELECT / VIVARES
----------------	-----------------------------------






Accessories Optional

















Product image	Product name	EAN
	LISOEV 500 R 27W 830 840 SF FLAT	4099854312236
	SF FLAT 500 ROUND FRAME SI	4099854292972
	OTi DALI 50/220...240/1A4 NFC	4062172061889

EQUIPMENT / ACCESSORIES

- EVERLOOP luminaire: upgrades and replacements available
- Decorative silver frame separately available

DOWNLOAD DATA

Documents and certificates	Document name
 User instruction / safety instructions	UI Surface Flat
 Legal information	LISO Insert SF FLAT
 Legal information	Legal Insert SF FLAT
 Legal information	Informationstext 18 Abs 4 ElektroG
 Declarations of conformity	CE Declaration SF FLAT DALI


Documents and certificates		Document name
	Declarations of conformity UKCA	UKCA Declaration SF FLAT DALI
	Certificates	ENEC SF FLAT
Photometric and lighting design files		Document name
	IES file (IES)	SF FLAT RD DALI 500 P 27W 3000K 3600lm
	IES file (IES)	SF FLAT RD DALI 500 P 27W 4000K 3780lm
	LDT file (Eulumdat)	SF FLAT RD DALI 500 P 27W 3000K 3600lm
	LDT file (Eulumdat)	SF FLAT RD DALI 500 P 27W 4000K 3780lm
	ULD file (DIALux)	SF FLAT RD DALI 500 P 27W CS
	UGR file (UGR table)	SF FLAT RD DALI 500 P 27W 3000K 3600lm
	UGR file (UGR table)	SF FLAT RD DALI 500 P 27W 4000K 3780lm
	Light distribution curve type cone	SF FLAT RD DALI 500 P 27W 3000K 3600lm
	Light distribution curve type cone	SF FLAT RD DALI 500 P 27W 4000K 3780lm
	Light distribution curve type polar	SF FLAT RD DALI 500 P 27W 3000K 3600lm
	Light distribution curve type polar	SF FLAT RD DALI 500 P 27W 4000K 3780lm
CAD/BIM files		Document name
	BIM Revit 3D	Surface Flat
	CAD STEP 3D	SF FLAT RD 500
Tender texts		Document name
	Tender documents	SURFACE FLAT ROUND DALI 500 P 27W CS-EN

LOGISTICAL DATA

Product code	Packaging unit (Pieces/Unit)	Dimensions (length x width x height)	Gross weight	Volume
4099854292774	Folding box 1	77 mm x 507 mm x 507 mm	3390.00 g	19.79 dm <sup>3</sup>
4099854292781	Shipping box 4	520 mm x 327 mm x 530 mm	14410.00 g	90.12 dm <sup>3</sup>

The mentioned product code describes the smallest quantity unit which can be ordered. One shipping unit can contain one or more single products. When placing an order, for the quantity please enter single or multiples of a shipping unit.

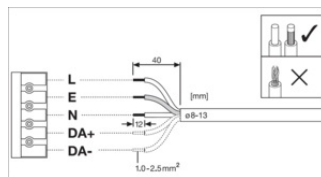
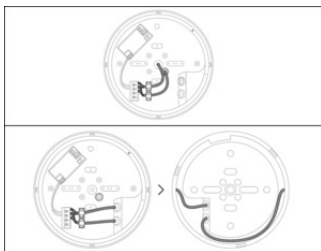
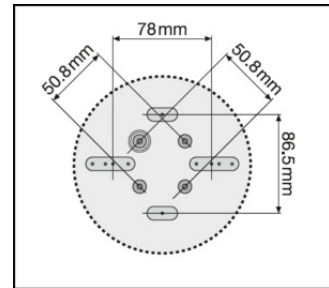
### ADDITIONAL CATALOG INFORMATION



SF FLAT RD 500 P 27W CS	DRIVER	CCT	W	h	h <sub>tot</sub>	DM W	DM h	DM W	DM h	DM W	DM h
SF FLAT RD 500 P 27W CS DALI	100-100 DALI	4000K	18	1000	140	-	-	-	-	-	-
SF FLAT RD 500 P 27W CS DALI	100-100 DALI	3000K	18	1000	130	-	-	-	-	-	-
SF FLAT RD 500 P 27W CS DALI	100-100 DALI	4000K	27	1700	140	-	-	-	-	-	-
SF FLAT RD 500 P 27W CS DALI	100-100 DALI	3000K	27	1700	130	-	-	-	-	-	-
SF FLAT RD 500 P 27W CS DALI	100-100 DALI	4000K	27	1700	140	5.5	5.5	5.5	5.5	5.5	5.5
SF FLAT RD 500 P 27W CS DALI	100-100 DALI	3000K	27	1700	130	5.5	5.5	5.5	5.5	5.5	5.5



[www.ledvance.com/everloop-replacement](http://www.ledvance.com/everloop-replacement)



### References / Links

– For Guarantee see [www.ledvance.com/guarantee](http://www.ledvance.com/guarantee)

### DISCLAIMER

Subject to change without notice. Errors and omission excepted. Always make sure to use the most recent release.