

PRODUCT DATASHEET

HB P 150W 865 70DEG IP66 PS

HIGH BAY GEN 5 | High-bay luminaires up to 181 lm/W and attractive UGR



Areas of application

- Replacement for high bay luminaires with mercury vapor or metal halide lamps
- Warehouses, logistic halls
- Industry
- High ceiling (e.g. in shopping malls, airports, commercial buildings, lobbies)

Product benefits

- Highly versatile due to selectable power steps (Multi Lumen) on the housing
- Improved UGR compared to previous generations, down to $UGR \leq 19$ (<150W, 70°) in combination with reflector
- High luminous efficacy
- Energy savings of up to 70 % compared to conventional high bay luminaires
- Optimized weight and size due to compact design

Product features

- Multi Lumen function: power steps selectable
- Different luminous flux and beam angle for mounting heights of ~ 6 m to 18 m in 4000 K or 6500 K
- 0-10 V dimmable
- Lifetime (L80/B10): up to 100,000 h (at 35 °C)



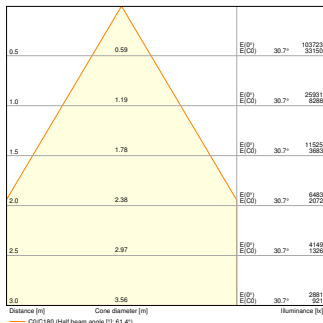
TECHNICAL DATA

Electrical data

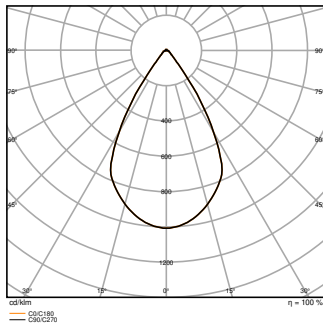
Nominal wattage	150 W / 125 W
Nominal voltage	220...240 V
Mains frequency	50...60 Hz
Nominal current	665...555 mA
Inrush current	16.7 A
Inrush current time T_{h50}	302 μ s
Max. number of luminaires per miniature circuit breaker B16	13
Max. number of luminaires per miniature circuit breaker C10	10
Max. number of luminaires per miniature circuit breaker C16	16
Power factor λ	> 0.95
Total harmonic distortion	< 15 %
Protection class	I
Operating mode	Integrated LED driver
Dimming interface	0-10V

Photometrical data

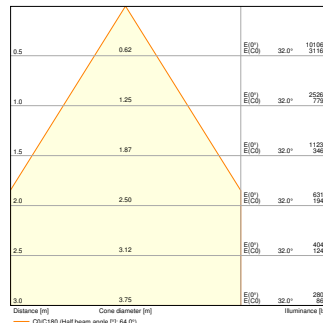
Luminous flux	26250 lm / 21875 lm
Luminous efficacy	175 lm/W
Color temperature	6500 K
Light color (designation)	Cool Daylight
Color rendering index Ra	≥ 80
Standard deviation of color matching	≤ 4 sdc _m
Low flicker	Yes
Flickering metric (Pst LM)	<1
Stroboscope effect metric (SVM)	<0,4
Photobiological safety group acc. to EN62778	RG1
Beam angle	70 °



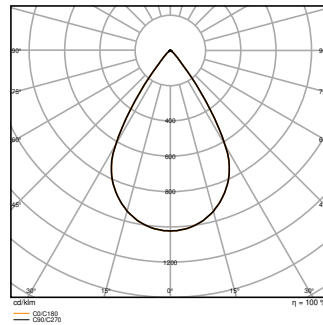
HB P 150W 865 70DEG IP66 PS - REFRACTOR



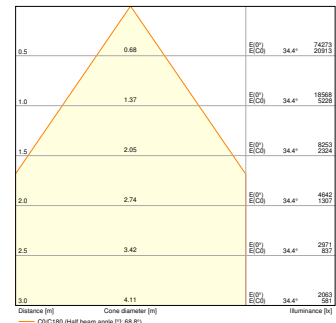
HB P 150W 865 70DEG IP66 PS - REFRACTOR



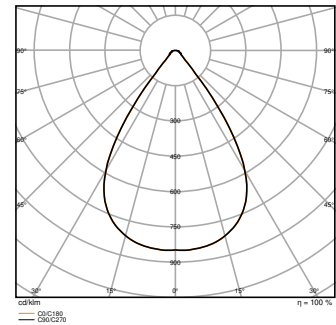
HB P 150W 865 70DEG IP66 PS - REFLECTOR



HB P 150W 865 70DEG IP66 PS - REFLECTOR



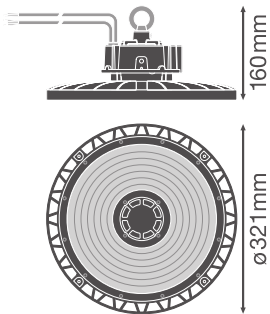
HB P 150W 865 70DEG IP66 PS set to 125W



HB P 150W 865 70DEG IP66 PS set to 125W

Dimensions & Weight

Diameter	321.00 mm
Height	160.00 mm
Product weight	2900.00 g
Cable length	1500 mm



HB P

Materials & Colors

Product color	Black
Housing color	Black
Body material	Aluminum
Cover material	Polycarbonate (PC)
Glow Wire Test according to IEC 60695-2-12	850 °C
Mercury content	0.0 mg

Application & Mounting

Ambient temperature range	-30...+50 °C
Temperature range at storage	-40...+80 °C
Type of connection	Cable, 3-pole
Type of protection	IP66
Protection class IK (shock resistance)	IK10
Dimmable	Yes
Mounting type	Surface/Suspended
Mounting location	Ceiling / Wall
Application environment	Indoor
With light source	Yes

Lifespan

Lifespan L70/B50 at 25 °C	120000 h ¹⁾
Lifespan L80/B10 at 25 °C	100000 h ¹⁾
Lifespan L80/B50 at 25 °C	100000 h
Lifespan L90/B10 at 25 °C	49000 h
Number of switching cycles	200000

¹⁾ t[h]: L70 / B50 @ 25 °C (Ta), t[h]: L80 / B10 @ 25 °C (Ta), t[h]: L90 / B10 @ 25 °C (Ta)

Control gear

Output current	615 mA
ECG - Output ripple current	< 5 %

Certificates & Standards




Standards	CE / UKCA / EAC / CB / ENEC / TÜV SÜD / EPD
Luminaire with limited surface temperature, "D sign"	Yes

Ball shot safe	No
EPD	LEDV-00032-V01.01-EN
Replaceable light source (EPREL)	Not replaceable

Additional product data

Added function	MULTI SELECT
----------------	--------------






Accessories Optional




















Product image	Product name	EAN
	HB BRACKET 138	4058075844643
	HB ALU REFLECTOR 500	4058075844582
	HB PC REFRACTOR 500	4058075844629



EQUIPMENT / ACCESSORIES


- Mounting hook included
- Mounting brackets, reflectors and refractors available as separate accessory

DOWNLOAD DATA

Documents and certificates	Document name
 User instruction / safety instructions	HB ACC UI
 Legal information	HB P
 Legal information	Informationstext 18 Abs 4 ElektroG
 Legal information	Safety Insert G11205496
 Declarations of conformity	HIGHBAY P

Documents and certificates		Document name
	Declarations of conformity UKCA	HIGHBAY P
	Certificates	ENEC HIGHBAY P ON_OFF
Photometric and lighting design files		Document name
	IES file (IES)	HB P 150W 865 70DEG IP66 PS
	IES file (IES)	HB P 150W 865 70DEG IP66 PS - REFLECTOR
	IES file (IES)	HB P 150W 865 70DEG IP66 PS - REFRACTOR
	LDT file (Eulumdat)	HB P 150W 865 70DEG IP66 PS
	LDT file (Eulumdat)	HB P 150W 865 70DEG IP66 PS - REFRACTOR
	LDT file (Eulumdat)	HB P 150W 865 70DEG IP66 PS - REFLECTOR
	ULD file (DIALux)	HB P 150W 865 70DEG IP66
	ROLF file (RELUX)	HB P 150W 865 70DEG
	UGR file (UGR table)	HB P 150W 865 70DEG IP66 PS - REFRACTOR
	UGR file (UGR table)	HB P 150W 865 70DEG IP66 PS - REFLECTOR
	UGR file (UGR table)	HB P 150W 865 70DEG IP66 PS set to 125W
	Light distribution curve type cone	HB P 150W 865 70DEG IP66 PS - REFRACTOR
	Light distribution curve type cone	HB P 150W 865 70DEG IP66 PS - REFLECTOR
	Light distribution curve type cone	HB P 150W 865 70DEG IP66 PS set to 125W
	Light distribution curve type polar	HB P 150W 865 70DEG IP66 PS - REFRACTOR
	Light distribution curve type polar	HB P 150W 865 70DEG IP66 PS - REFLECTOR
	Light distribution curve type polar	HB P 150W 865 70DEG IP66 PS set to 125W

CAD/BIM files	Document name
 BIM Revit 3D	High Bay G5
 CAD STEP 3D	HB G5 150W

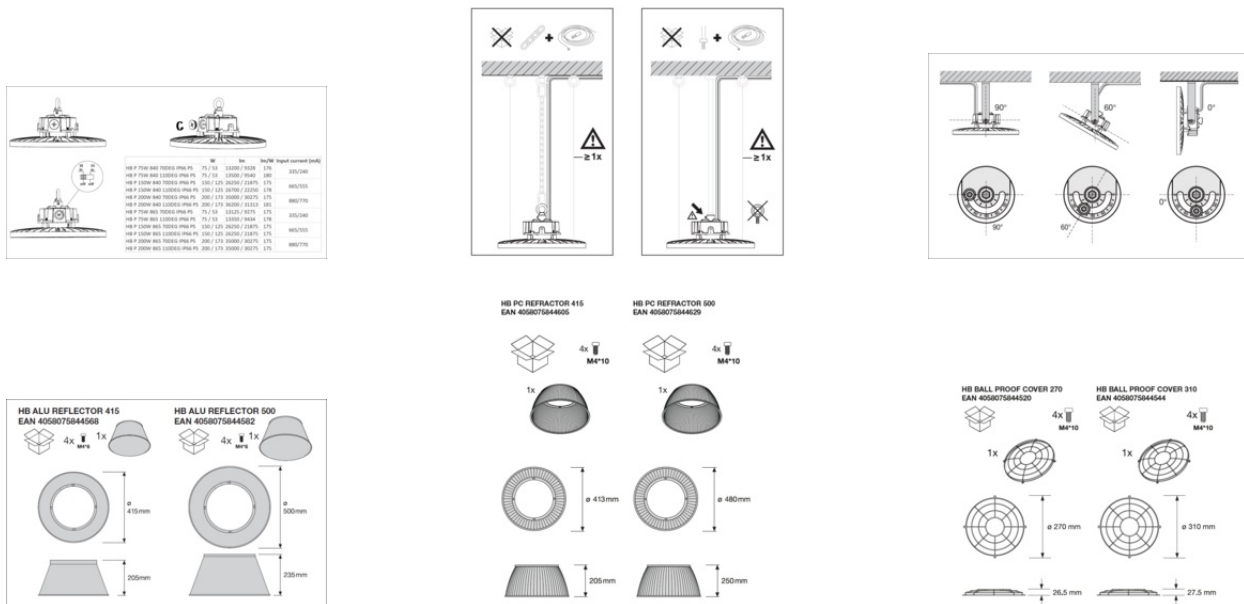
Tender texts	Document name
 Tender documents	HIGH BAY GEN 5 150W 865 70DEG IP66 PS-EN

LOGISTICAL DATA

Product code	Packaging unit (Pieces/Unit)	Dimensions (length x width x height)	Gross weight	Volume
4058075844360	Shipping box 1	368 mm x 368 mm x 168 mm	3553.00 g	22.75 dm ³

The mentioned product code describes the smallest quantity unit which can be ordered. One shipping unit can contain one or more single products. When placing an order, for the quantity please enter single or multiples of a shipping unit.

ADDITIONAL CATALOG INFORMATION



References / Links

- For Guarantee see www.ledvance.com/guarantee

DISCLAIMER

Subject to change without notice. Errors and omission excepted. Always make sure to use the most recent release.