

PRODUCT DATASHEET

HB DA P 150W 840 70DEG IP66

HIGH BAY DALI GEN 5 | High-bay DALI luminaires up to 181 lm/W and attractive UGR



PERFOR-
MANCE
CLASS

Areas of application

- Replacement for high bay luminaires with mercury vapor or metal halide lamps
- Warehouses, logistic halls
- Industry
- High ceiling (e.g. in shopping malls, airports, commercial buildings, lobbies)

Product benefits

- Improved UGR compared to previous generations, down to $UGR \leq 19$ (<150W, 70°) in combination with reflector
- High luminous efficacy
- Energy savings of up to 70 % compared to conventional high bay luminaires
- Optimized weight and size due to compact design

Product features

- DALI versions with IoT-ready DALI-2 driver
- Different luminous flux and beam angle for mounting heights of ~ 6 m to 18 m in 4000 K or 6500 K
- Dimming range (DALI): 10...100 %
- Lifetime (L80/B10): up to 100,000 h (at 35 °C)



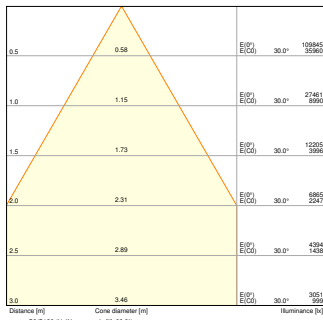
TECHNICAL DATA

Electrical data

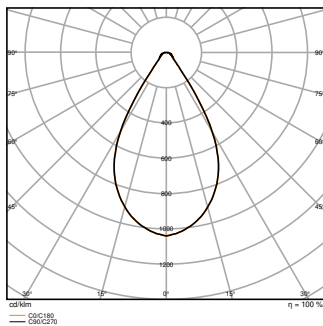
Nominal wattage	150.00 W
Nominal voltage	220...240 V
Mains frequency	50...60 Hz
Nominal current	665.000 mA
Inrush current	17.1 A
Inrush current time T_{h50}	314 μ s
Max. number of luminaires per miniature circuit breaker B16	13
Max. number of luminaires per miniature circuit breaker C10	10
Max. number of luminaires per miniature circuit breaker C16	16
Power factor λ	> 0.95
Total harmonic distortion	< 15 %
Protection class	I
Operating mode	Integrated LED driver
Dimming interface	DALI-2 / IoT

Photometrical data

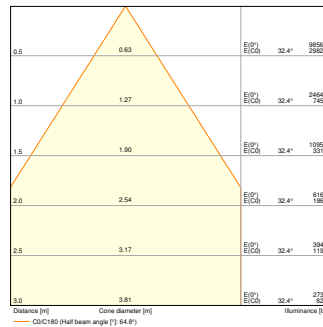
Luminous flux	26400 lm
Luminous efficacy	176 lm/W
Color temperature	4000 K
Light color (designation)	Cool White
Color rendering index Ra	≥ 80
Standard deviation of color matching	≤ 4 sdc _m
Low flicker	Yes
Flickering metric (Pst LM)	<1
Stroboscope effect metric (SVM)	<0,4
Photobiological safety group acc. to EN62778	RG1
Beam angle	70 °



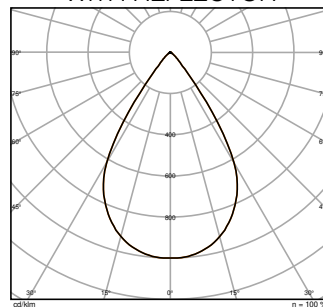
HB DA P 150W 840 70DEG IP66



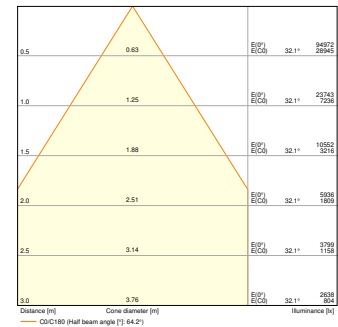
HB DA P 150W 840 70DEG IP66



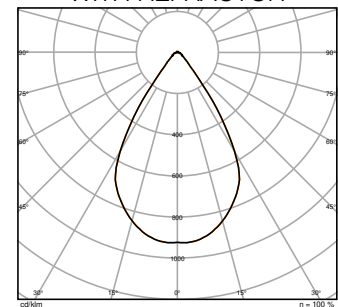
HB DA P 150W 840 70DEG IP66 WITH REFLECTOR



HB DA P 150W 840 70DEG IP66 WITH REFLECTOR



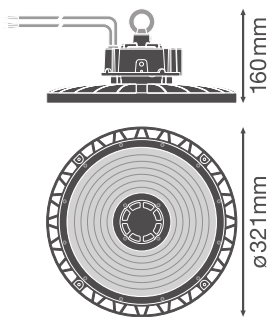
HB DA P 150W 840 70DEG IP66 WITH REFLECTOR



HB DA P 150W 840 70DEG IP66 WITH REFLECTOR

Dimensions & Weight

Diameter	321.00 mm
Height	160.00 mm
Product weight	2900.00 g
Cable length	1500 mm



HB P

Materials & Colors

Product color	Black
Housing color	Black
Body material	Aluminum
Cover material	Polycarbonate (PC)
Glow Wire Test according to IEC 60695-2-12	850 °C
Mercury content	0.0 mg

Application & Mounting

Ambient temperature range	-30...+50 °C
Temperature range at storage	-40...+80 °C
Type of connection	Cable, 3-pole
Type of protection	IP66
Protection class IK (shock resistance)	IK10
Dimmable	Yes
Type of dimming	DALI2
Mounting type	Surface/Suspended
Mounting location	Ceiling / Wall
Application environment	Indoor
With light source	Yes

Lifespan

Lifespan L70/B50 at 25 °C	120000 h ¹⁾
Lifespan L80/B10 at 25 °C	100000 h ¹⁾
Lifespan L80/B50 at 25 °C	100000 h
Lifespan L90/B10 at 25 °C	49000 h
Number of switching cycles	200000

¹⁾ t[h]: L70 / B50 @ 25 °C (Ta), t[h]: L80 / B10 @ 25 °C (Ta), t[h]: L90 / B10 @ 25 °C (Ta)

Control gear

Nominal output current	615 mA
Output current	615 mA
ECG - Output ripple current	< 5 %




Certificates & Standards

Standards	CE / UKCA / EAC / CB / ENEC / TÜV SÜD / EPD
Luminaire with limited surface temperature, "D sign"	Yes
Ball shot safe	No
EPD	LEDV-00032-V01.01-EN
Replaceable light source (EPREL)	Not replaceable

Additional product data

Added function	VIVARES
----------------	---------





Accessories Optional





















Product image	Product name	EAN
	HB BRACKET 138	4058075844643
	HB ALU REFLECTOR 500	4058075844582
	HB PC REFRACTOR 500	4058075844629



EQUIPMENT / ACCESSORIES


- Mounting hook included
- Mounting brackets, reflectors and refractors available as separate accessory

DOWNLOAD DATA

Documents and certificates	Document name
 User instruction / safety instructions	HB ACC
 Legal information	HB DA P
 Legal information	Informationstext 18 Abs 4 ElektroG
 Legal information	Safety Insert G11205496

Documents and certificates		Document name
	Declarations of conformity	HIGHBAY DALI P
	Declarations of conformity UKCA	HIGHBAY DALI P
	Certificates	ENEC HIGHBAY P DALI
Photometric and lighting design files		Document name
	IES file (IES)	HB DA P 150W 840 70DEG IP66
	IES file (IES)	HB DA P 150W 840 70DEG IP66 WITH REFLECTOR
	IES file (IES)	HB DA P 150W 840 70DEG IP66 WITH REFRACTOR
	LDT file (Eulumdat)	HB DA P 150W 840 70DEG IP66
	LDT file (Eulumdat)	HB DA P 150W 840 70DEG IP66 WITH REFLECTOR
	LDT file (Eulumdat)	HB DA P 150W 840 70DEG IP66 WITH REFRACTOR
	ULD file (DIALux)	HB DA P 150W 840 70DEG IP66
	ROLF file (RELUX)	HB DA P 150W 840 70DEG IP66
	UGR file (UGR table)	HB DA P 150W 840 70DEG IP66
	UGR file (UGR table)	HB DA P 150W 840 70DEG IP66 WITH REFLECTOR
	UGR file (UGR table)	HB DA P 150W 840 70DEG IP66 WITH REFRACTOR
	Light distribution curve type cone	HB DA P 150W 840 70DEG IP66
	Light distribution curve type cone	HB DA P 150W 840 70DEG IP66 WITH REFLECTOR
	Light distribution curve type cone	HB DA P 150W 840 70DEG IP66 WITH REFRACTOR
	Light distribution curve type polar	HB DA P 150W 840 70DEG IP66
	Light distribution curve type polar	HB DA P 150W 840 70DEG IP66 WITH REFLECTOR
	Light distribution curve type polar	HB DA P 150W 840 70DEG IP66 WITH REFRACTOR

CAD/BIM files		Document name
	BIM Revit 3D	High Bay G5
	CAD STEP 3D	HB G5 150W


Tender texts		Document name
	Tender documents	HIGH BAY DALI GEN 5 150W 840 70DEG IP66-EN

LOGISTICAL DATA

Product code	Packaging unit (Pieces/Unit)	Dimensions (length x width x height)	Gross weight	Volume
4058075844421	Shipping box 1	368 mm x 368 mm x 168 mm	3553.00 g	22.75 dm ³

The mentioned product code describes the smallest quantity unit which can be ordered. One shipping unit can contain one or more single products. When placing an order, for the quantity please enter single or multiples of a shipping unit.

ADDITIONAL CATALOG INFORMATION



References / Links

– For Guarantee see www.ledvance.com/guarantee

DISCLAIMER

Subject to change without notice. Errors and omission excepted. Always make sure to use the most recent release.