

PRODUCT DATASHEET

LED VALUE CLAS A FIL 6.5 W/4000 K E27 CL

LED VALUE CLASSIC A FILAMENT | LED lamps, classic bulb shape



Areas of application

- Perfect for decorative installations
- Domestic applications
- General illumination
- Outdoor use in outdoor luminaires only (minimum IP65)

Product benefits

- Lamps with innovative LED "filament" technology
- Design, dimensions, luminous flux comparable to an incandescent or halogen lamp
- Very low energy consumption
- No UV and near-IR radiation in the light beam
- Instant 100 % light, no warm-up time
- Can be easily fitted instead of ordinary light bulbs
- Lower thermal output (compared with the standard reference product)
- Correct operation even at low temperatures

Product features

- Professional LED lamps for line voltage
- Not dimmable



- Lifetime up to 15,000 h
- Beam angle: up to 300°
- Lamp made of glass
- Good quality of light; color rendering index $R_a \geq 80$; constant chromaticity

TECHNICAL DATA

Electrical data

Nominal wattage	6.5 W
Construction wattage	6.50 W
Nominal voltage	220...240 V
Claimed equiv. conventional lamp power	60 W
Nominal current	52 mA
Type of current	AC
Operating frequency	50...60 Hz
Mains frequency	50...60 Hz
Power factor λ	> 0.50

Photometrical data

Luminous flux	806 lm
Nominal useful luminous flux 90°	806 lm
Luminous efficacy	124 lm/W
Lumen main.fact.at end of nom.life time	0.70
Light color (designation)	Cool White
Color temperature	4000 K
Color rendering index Ra	≥80
Light color	840
Standard deviation of color matching	≤6 sdcn

Light technical data

Beam angle	300 °
Warm-up time (60 %)	< 0.50 s
Starting time	< 0.5 s

Dimensions & Weight

Overall length	105.00 mm
Diameter	60.00 mm
Maximum diameter	60 mm
Product weight	29.00 g

Temperatures & operating conditions

Ambient temperature range	-20...+40 °C
---------------------------	--------------

Lifespan

Number of switching cycles	100000
Lumen maintenance at end of service lifetime	0.70
Rated lamp survival factor at 6,000 h	≥ 0.90

Additional product data

Base (standard designation)	E27
Mercury content	0.0 mg
Mercury-free	Yes
Product remark	All technical parameters apply to the entire lamp / Due to the complex production process for light-emitting diodes, the typical values shown for the technical LED parameters are purely statistical values that do not necessarily match the actual technical parameters of each individual product, which can vary from the typical value

Capabilities

Dimmable	No
----------	----

Certificates & Standards

Energy efficiency class	E 1)
Energy consumption	6.50 kWh/1000h
Photobiological safety group acc. to EN62778	RG0

1) Energy efficiency class (EEC) on a scale of A++ (highest efficiency) to E (lowest efficiency)




Country-specific categorizations

Order reference	LV CLA 6,5W/840
-----------------	-----------------

Energy labelling regulation data acc EU 2019/2015

Light source cap-type (or other electric interface)	E27
Correlated colour temperature type	SINGLE_VALUE
Length	105.00 mm
Height	60.00 mm
Width	60.00 mm
EPREL ID	1402910
Model number	AC03077

DOWNLOAD DATA

Photometric and lighting design files		Document name
	IES file (IES)	LED CLASSIC A 60 E27 FIL non-dim 4000K
	LDT file (Eulumdat)	LV CLA 6.5W 840 230V FILE27
	Light distribution curve type polar	LV CLA 6.5W 840 230V FILE27

LOGISTICAL DATA

Product code	Packaging unit (Pieces/Unit)	Dimensions (length x width x height)	Gross weight	Volume
4058075578401	Folding box 1	60 mm x 60 mm x 111 mm	43.00 g	0.40 dm ³
4058075578418	Shipping box 10	315 mm x 131 mm x 126 mm	524.00 g	5.20 dm ³

The mentioned product code describes the smallest quantity unit which can be ordered. One shipping unit can contain one or more single products. When placing an order, for the quantity please enter single or multiples of a shipping unit.

DISCLAIMER

Subject to change without notice. Errors and omission excepted. Always make sure to use the most recent release.