

PRODUCT DATASHEET

LED VALUE CLAS A FIL 6.5 W/2700 K B22d FR

LED VALUE CLASSIC A FILAMENT | LED lamps, classic bulb shape



Areas of application

- Perfect for decorative installations
- Domestic applications
- General illumination
- Outdoor use in outdoor luminaires only (minimum IP65)

Product benefits

- Lamps with innovative LED "filament" technology
- Design, dimensions, luminous flux comparable to an incandescent or halogen lamp
- Very low energy consumption
- No UV and near-IR radiation in the light beam
- Instant 100 % light, no warm-up time
- Can be easily fitted instead of ordinary light bulbs
- Lower thermal output (compared with the standard reference product)
- Correct operation even at low temperatures

Product features



- Professional LED lamps for line voltage
- Not dimmable
- Lifetime up to 15,000 h
- Beam angle: up to 300°
- Lamp made of glass
- Good quality of light; color rendering index $R_a \geq 80$; constant chromaticity

TECHNICAL DATA

Electrical data

Nominal wattage	6.5 W
Construction wattage	6.50 W
Nominal voltage	220...240 V
Claimed equiv. conventional lamp power	60 W
Nominal current	58 mA
Type of current	AC
Operating frequency	50...60 Hz
Mains frequency	50...60 Hz
Power factor λ	> 0.50

Photometrical data

Luminous flux	806 lm
Luminous efficacy	124 lm/W
Lumen main.fact.at end of nom.life time	0.70
Light color (designation)	Warm White
Color temperature	2700 K
Color rendering index Ra	≥ 80
Light color	827
Standard deviation of color matching	≤ 6 sdc _m
Rated LLMF at 6,000 h	0.80
Flickering metric (Pst LM)	≤ 1.0
Stroboscope effect metric (SVM)	≤ 0.4



EPREL data spectral diagram PROF
LEDr 2700K

Light technical data

Beam angle	300 °
------------	-------

Warm-up time (60 %)	< 0.50 s
Starting time	< 0.5 s

Dimensions & Weight

Overall length	104.00 mm
Diameter	60.00 mm
Maximum diameter	60 mm
Product weight	31.00 g

Temperatures & operating conditions

Ambient temperature range	-20...+40 °C
---------------------------	--------------

Lifespan

Lifespan L70/B50 at 25 °C	15000 h
Number of switching cycles	100000
Lumen maintenance at end of service lifetime	0.70
Rated lamp survival factor at 6,000 h	≥ 0.90

Additional product data

Base (standard designation)	B22d
Mercury content	0.0 mg
Mercury-free	Yes
Design / version	Frosted
Product remark	All technical parameters apply to the entire lamp / Due to the complex production process for light-emitting diodes, the typical values shown for the technical LED parameters are purely statistical values that do not necessarily match the actual technical parameters of each individual product, which can vary from the typical value

Capabilities

Dimmable	No
----------	----

Certificates & Standards

Energy efficiency class	E ¹⁾
Energy consumption	7.00 kWh/1000h
Type of protection	IP20
Photobiological safety group acc. to EN62778	RG0

¹⁾ Energy efficiency class (EEC) on a scale of A++ (highest efficiency) to E (lowest efficiency)




Country-specific categorizations


Order reference	LV CLA 6,5W/827
-----------------	-----------------

Energy labelling regulation data acc EU 2019/2015

Lighting technology used	LED
Non-directional or directional	NDLS
Mains or non-mains	MLS
Light source cap-type (or other electric interface)	B22d
Connected light source (CLS)	No
Color-tuneable light source	No
Envelope	No
High luminance light source	No
Anti-glare shield	No
Correlated colour temperature type	SINGLE_VALUE
Standby power	0 W
Claim of equivalent power	Yes
Length	104.00 mm
Height	60.00 mm
Width	60.00 mm
Chromaticity coordinate x	0.463
Chromaticity coordinate y	0.420
R9 Colour rendering index	1
Beam angle correspondence	SPHERE_360
Survival factor	0.9
Displacement factor	0.5
LED light source replaces a fluorescent light source	No
EPREL ID	1402911,1361316
Model number	AC03078,AC45209

DOWNLOAD DATA

Photometric and lighting design files		Document name
	IES file (IES)	LED CLASSIC A 7 W non-dim
	LDT file (Eulumdat)	LV CLA 7W 827 230VGLFR B22D
	Light distribution curve type polar	LV CLA 7W 827 230VGLFR B22D

Photometric and lighting design files		Document name
	Spectral power distribution	EPREL data spectral diagram PROF LEDr 2700K

LOGISTICAL DATA

Product code	Packaging unit (Pieces/Unit)	Dimensions (length x width x height)	Gross weight	Volume
4058075267329	Folding box 1	64 mm x 64 mm x 131 mm	46.00 g	0.54 dm ³
4058075751293	Shipping box 10	332 mm x 138 mm x 147 mm	647.00 g	6.73 dm ³
4099854260667	Shipping box 10	332 mm x 138 mm x 147 mm	637.00 g	6.73 dm ³
4058075267336	Shipping box 10	332 mm x 138 mm x 147 mm	614.00 g	6.73 dm ³
4058075509108	Shipping box 10	332 mm x 138 mm x 147 mm	617.00 g	6.73 dm ³

The mentioned product code describes the smallest quantity unit which can be ordered. One shipping unit can contain one or more single products. When placing an order, for the quantity please enter single or multiples of a shipping unit.

DISCLAIMER

Subject to change without notice. Errors and omission excepted. Always make sure to use the most recent release.