

PRODUCT DATASHEET

DL ALU EM DN150 14 W 3000 K AT 3H WT

DOWNLIGHT ALU EMERGENCY | Downlight luminaires with aluminum housing and integrated emergency lighting function



Areas of application

- Emergency illumination of escape routes
- Antipanic lighting
- Buildings requiring up to 3 h emergency light operation
- Direct replacement for luminaires with compact fluorescent lamps
- General illumination
- Public areas
- Corridors, stairways, entrance areas
- Shops

Product benefits

- Seamless integration of luminaires with emergency lighting function into general lighting
- Easy wiring thanks to included prewired driver and battery for Emergency lighting function
- Simple testing of luminaires with emergency lighting function thanks to integrated automatic test function
- Convenient visualization of results of automatic test with an included control LED
- Operation of integrated emergency lighting function with long life LiFePO4 battery with 3h battery discharge time
- High luminous efficacy in normal operation
- Energy savings of up to 60 % compared to luminaires that use CFL
- Very homogenous light
- Functional design
- Easy installation with fast connection
- 3 years guarantee



Product features

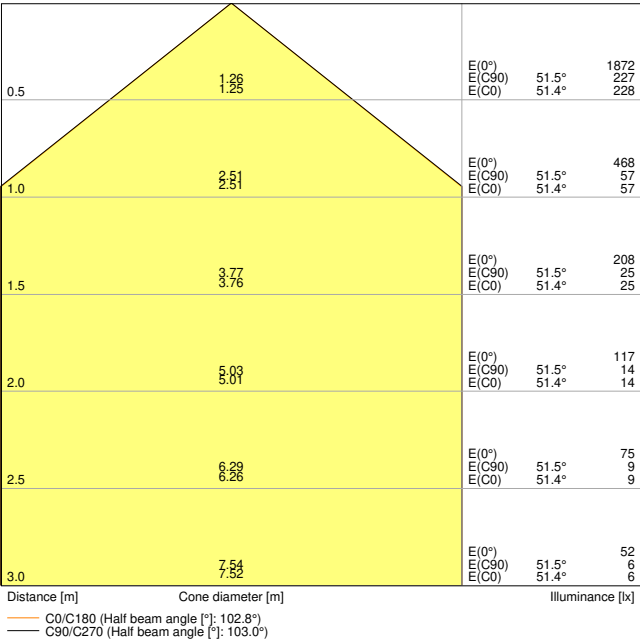
- Luminaire suited for normal lighting and emergency lighting
- Certified according to European norms (EN 60598-1:2015; EN 60598-2-22:2014)
- Self-contained luminaires
- Emergency lighting function: battery discharge time of 3 h
- Function test of emergency lighting: automatic (AT)
- Battery technology: LiFePO4
- Diameter of required ceiling cut-out: 150 mm or 200 mm (depending on version)
- Type of protection: IP44

TECHNICAL DATA**Electrical data**

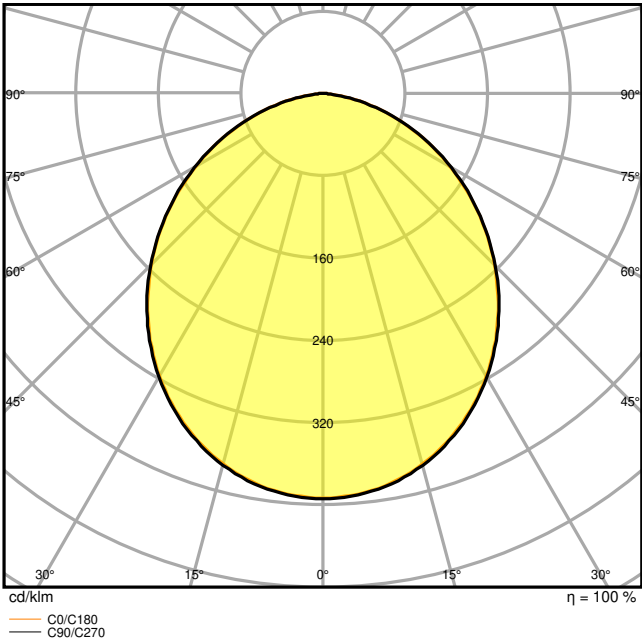
| | |
|---|---------------------|
| Nominal wattage | 14.00 W |
| Nominal voltage | 220...240 V |
| Mains frequency | 50...60 Hz |
| Nominal current | 100 mA |
| Inrush current | 4 A |
| Inrush current time T_{h50} | 100 μ s |
| Max. number of luminaires per miniature circuit breaker B16 | 94 |
| Max. number of luminaires per miniature circuit breaker C10 | 75 |
| Max. number of luminaires per miniature circuit breaker C16 | 120 |
| Power factor λ | > 0.90 |
| Total harmonic distortion | < 15 % |
| Protection class | II |
| Operating mode | External LED driver |

Photometrical data

| | |
|--|---------------------------|
| Luminous flux | 1190 lm |
| Luminous efficacy | 85 lm/W |
| Color temperature | 3000 K |
| Light color (designation) | Warm White |
| Color rendering index Ra | > 80 |
| Standard deviation of color matching | ≤ 6 sdc _m |
| Luminous intensity | - |
| Flickering metric (Pst LM) | - |
| Stroboscope effect metric (SVM) | - |
| Photobiological safety group acc. to EN62778 | RG0 |
| Photobiological safety group acc. to EN62471 | RG0 |
| Beam angle | 100 ° |



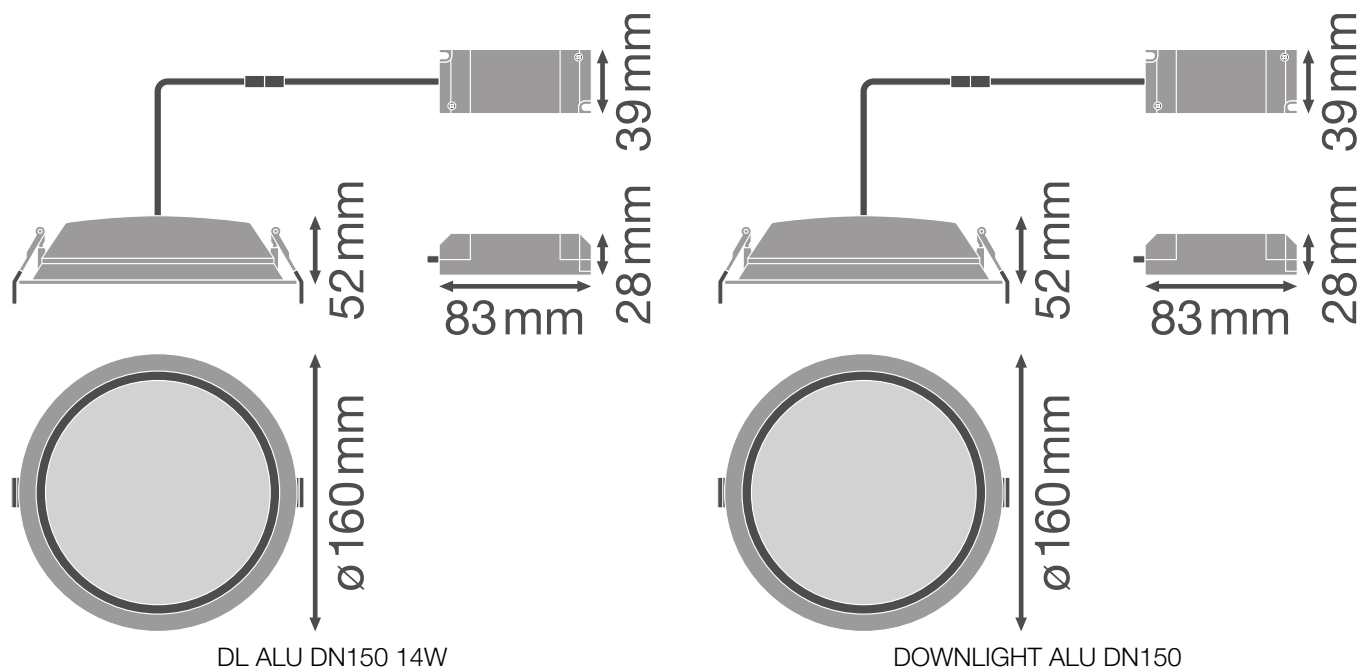
DL ALU DN150 14W 3000K WT EM AT 3H



DL ALU DN150 14W 3000K WT EM AT 3H

Dimensions & Weight

| | |
|----------------|-----------|
| Diameter | 160.00 mm |
| Height | 52.00 mm |
| Product weight | 710.00 g |



Materials & Colors

| | |
|--|-------------------------------|
| Product color | White |
| Housing color | White |
| Body material | Aluminum |
| Cover material | Polymethylmethacrylate (PMMA) |
| Glow Wire Test according to IEC 60695-2-12 | 650 °C |
| Mercury content | 0.0 mg |

Application & Mounting

| | |
|--|---|
| Ambient temperature range | +5...+40 °C |
| Temperature range at storage | 5...+35 °C |
| Type of connection | Screw terminal, 2-POLE (N, L, L switchable) |
| Type of protection | IP44/IP20 |
| Protection class IK (shock resistance) | IK02 |
| Dimmable | No |
| Mounting type | Recessed |
| Mounting location | Ceiling |
| Application environment | Indoor |
| Mounting diameter | 150 mm |

| | |
|--------------------------|--------|
| Mounting depth | 100 mm |
| With light source | Yes |
| Replaceable light source | No |

Lifespan

| | |
|----------------------------|-----------------------|
| Lifespan L70/B50 at 25 °C | 50000 h ¹⁾ |
| Lifespan L80/B10 at 25 °C | 45000 h ¹⁾ |
| Lifespan L80/B50 at 25 °C | 45000 h |
| Lifespan L90/B10 at 25 °C | 30000 h |
| Number of switching cycles | 100000 |

¹⁾ t[h]: L70 / B50 @ 25 °C (Ta), t[h]: L80 / B10 @ 25 °C (Ta), t[h]: L90 / B10 @ 25 °C (Ta)

Control gear

| | |
|--------------|-------|
| ECG - Length | 83 mm |
| ECG - Width | 39 mm |
| ECG - Height | 28 mm |

BATTERY

| | |
|-----------------------------|----------|
| Type of Battery | LiFePO4 |
| Battery size [GMS] | Others |
| Nominal voltage of battery | 3.2 V |
| Nominal capacity of battery | 4500 mAh |
| Battery charging time | < 24 h |

Emergency lighting

| | |
|--|---|
| Area of emergency application | Anti-panic lighting / Escape route lighting |
| Type of emergency light operation | Maintained / Non-maintained |
| Type of emergency operation test | Automatic |
| Wattage in maintained operation mode | 14.0 W |
| Wattage in emergency operation mode | 3,0 W |
| Luminous flux in maintained operation mode | 1190 lm |
| Luminous flux in emergency operation mode | 400 lm |
| Battery life in emergency operation mode | 3 h |
| Integrated test switch | No |

Certificates & Standards

| | |
|-----------|---------------|
| Standards | CE / CB / EAC |
|-----------|---------------|

| | |
|--|-----------------|
| Luminaire with limited surface temperature, "D sign" | No |
| Ball shot safe | No |
| Replaceable light source (EPREL) | Not replaceable |












Additional product data


| | |
|-----------------------|--------------|
| Number of illuminants | Not relevant |
|-----------------------|--------------|

EQUIPMENT / ACCESSORIES

– Control LED with a retainer for recessed installation included

DOWNLOAD DATA

| Documents and certificates | | Document name |
|--|--|------------------------------------|
|  | User instruction / safety instructions | UI_Downlight_Al_u_Emergency |
|  | Declarations of conformity | EC declaration of EM downlight |
|  | Certificates | EC declaration of EM downlight |
| Photometric and lighting design files | | Document name |
|  | IES file (IES) | DL ALU DN150 14W 3000K WT EM AT 3H |
|  | LDT file (Eulumdat) | DL ALU DN150 14W 3000K WT EM AT 3H |
|  | ULD file (DIALux) | DL ALU DN150 14W-3000K WT |
|  | ROLF file (RELUX) | DL ALU DN150 14W-3000K |
|  | UGR file (UGR table) | DL ALU DN150 14W 3000K WT EM AT 3H |
|  | Light distribution curve type cone | DL ALU DN150 14W 3000K WT EM AT 3H |
|  | Light distribution curve type polar | DL ALU DN150 14W 3000K WT EM AT 3H |
| CAD/BIM files | | Document name |
|  | BIM Revit 3D | Downlight ALU |

| CAD/BIM files | | Document name |
|---|-------------|---------------|
|  | CAD STEP 3D | DL ALU 14W |

LOGISTICAL DATA

| Product code | Packaging unit (Pieces/Unit) | Dimensions (length x width x height) | Gross weight | Volume |
|---------------|------------------------------|--------------------------------------|--------------|-----------|
| 4058075204201 | Folding box 1 | 322 mm x 222 mm x 114 mm | 875.00 g | 8.15 dm³ |
| 4058075204218 | Shipping box 8 | 658 mm x 466 mm x 263 mm | 4955.00 g | 80.64 dm³ |

The mentioned product code describes the smallest quantity unit which can be ordered. One shipping unit can contain one or more single products. When placing an order, for the quantity please enter single or multiples of a shipping unit.

References / Links

– For Guarantee see www.ledvance.com/guarantee

DISCLAIMER

Subject to change without notice. Errors and omission excepted. Always make sure to use the most recent release.